



European  
Commission

SPECIAL EUROBAROMETER 562





























# Europeans' attitudes towards culture

Data annex  
February - March 2025































**Eurobarometer Special 555**  
**Europeans' attitudes towards EU energy policy**

QAsd: Do you personally, or have close relatives, friends or acquaintances who work in the field of arts or cultural activities? (MULTIPLE ANSWERS POSSIBLE)  
 (%)

		No	Yes, friends or acquaintances	Yes, family members or close relatives	Yes, you personally	Don't know
EU27		78	13	7	6	0
BE		74	10	11	6	0
BG		85	12	2	2	0
CZ		87	8	3	3	0
DK		73	10	14	8	0
DE		78	13	5	7	0
EE		54	29	17	11	0
IE		69	15	12	9	0
EL		81	15	4	3	0
ES		81	8	6	6	0
FR		76	15	7	5	0
HR		77	18	5	3	0
IT		80	12	4	5	0
CY		75	13	9	5	0
LV		72	12	13	7	0
LT		73	16	8	7	1
LU		66	16	14	8	0
HU		82	10	4	6	0
MT		62	8	12	20	0
NL		57	23	18	10	0
AT		73	16	8	7	0
PL		86	6	3	7	0
PT		76	19	10	6	0
RO		90	8	1	1	0
SI		68	19	16	7	0
SK		70	23	8	4	0
FI		60	28	15	7	0
SE		61	24	18	7	0





























**Eurobarometer Special 555**  
**Europeans' attitudes towards EU energy policy**

QAsdNET: Do you personally, or have close relatives, friends or acquaintances who work in the field of arts or cultural activities? (%)

		Total 'Yes'	Total 'No'	Don't know
EU27		22	78	0
BE		25	74	1
BG		15	85	0
CZ		13	87	0
DK		27	73	0
DE		22	78	0
EE		46	54	0
IE		31	69	0
EL		19	81	0
ES		19	81	0
FR		24	76	0
HR		23	77	0
IT		20	80	0
CY		25	75	0
LV		28	72	0
LT		26	73	1
LU		34	66	0
HU		18	82	0
MT		38	62	0
NL		43	57	0
AT		27	73	0
PL		14	86	0
PT		24	76	0
RO		10	90	0
SI		32	68	0
SK		30	70	0
FI		40	60	0
SE		39	61	0

**Eurobarometer Special 555**  
**Europeans' attitudes towards EU energy policy**





























QA1.1: To what extent do you feel fulfilled in...? - Your private life (%)

		Totally fulfilled		Fairly fulfilled		Not very fulfilled		Not at all fulfilled		Not applicable (SPONTANEOUS)		Don't know		Total 'Fulfilled'		Total 'Not fulfilled'	
		Feb/Mar 2025	Diff. Feb/Mar 2025 - Feb/Mar 2007	Feb/Mar 2025	Diff. Feb/Mar 2025 - Feb/Mar 2007	Feb/Mar 2025	Diff. Feb/Mar 2025 - Feb/Mar 2007	Feb/Mar 2025	Diff. Feb/Mar 2025 - Feb/Mar 2007	Feb/Mar 2025	Diff. Feb/Mar 2025 - Feb/Mar 2007	Feb/Mar 2025	Diff. Feb/Mar 2025 - Feb/Mar 2007	Feb/Mar 2025	Diff. Feb/Mar 2025 - Feb/Mar 2007	Feb/Mar 2025	Diff. Feb/Mar 2025 - Feb/Mar 2007
EU27		30	1	58	3	11	-1	1	-2	0	0	0	-1	88	4	12	-3
BE		27	-10	59	8	12	3	2	-1	0	0	0	0	86	-2	14	2
BG		19	10	50	21	26	-17	4	-13	0	0	1	-1	69	31	30	-30
CZ		23	-7	60	6	13	0	3	1	0	0	1	0	83	-1	16	1
DK		61	8	36	-8	3	0	0	0	0	0	0	0	97	0	3	0
DE		29	-4	61	5	8	-1	2	0	0	0	0	0	90	1	10	-1
EE		30	1	53	2	13	-3	3	1	0	-1	1	0	83	3	16	-2
IE		44	16	50	-9	4	-5	1	-1	0	0	1	-1	94	7	5	-6
EL		23	-1	60	7	15	-5	2	-1	0	0	0	0	83	6	17	-6
ES		35	14	55	-13	9	0	1	-1	0	0	0	0	90	1	10	-1
FR		37	-3	53	5	9	0	1	-2	0	0	0	0	90	2	10	-2
HR		24	24	61	61	14	14	1	1	0	0	0	0	85	New	15	New
IT		18	3	67	0	13	0	2	-2	0	0	0	-1	85	3	15	-2
CY		28	10	59	-1	12	-6	1	-3	0	0	0	0	87	9	13	-9
LV		26	7	54	8	16	-14	3	-1	0	0	1	0	80	15	19	-15
LT		26	9	58	8	14	-14	2	-3	0	0	0	0	84	17	16	-17
LU		45	9	46	-5	7	-4	2	2	0	-1	0	-1	91	4	9	-2
HU		32	2	55	13	11	-9	2	-6	0	0	0	0	87	15	13	-15
MT		36	15	55	-14	8	-1	1	0	0	0	0	0	91	1	9	-1
NL		50	-1	47	4	3	-2	0	-1	0	0	0	0	97	3	3	-3
AT		39	7	48	-5	10	-3	2	1	0	0	1	0	87	2	12	-2
PL		20	-5	67	9	10	-4	2	0	0	0	1	0	87	4	12	-4
PT		19	6	63	13	15	-12	2	-7	0	0	1	0	82	19	17	-19
RO		17	8	52	2	26	-3	5	-6	0	0	0	-1	69	10	31	-9
SI		32	10	59	-4	8	-5	1	-1	0	0	0	0	91	6	9	-6
SK		21	-4	63	7	15	-1	1	-2	0	0	0	0	84	3	16	-3
FI		47	-3	47	2	6	2	0	-1	0	0	0	0	94	-1	6	1
SE		48	-10	48	9	3	0	1	1	0	0	0	0	96	-1	4	1































**Eurobarometer Special 555**  
**Europeans' attitudes towards EU energy policy**

QA1.2: To what extent do you feel fulfilled in...? - Your professional life (%)

		Totally fulfilled		Fairly fulfilled		Not very fulfilled		Not at all fulfilled		Not applicable (SPONTANEOUS)		Don't know		Total 'Fulfilled'		Total 'Not fulfilled'	
		Feb/Mar 2025	Diff. Feb/Mar 2025 - Feb/Mar 2007	Feb/Mar 2025	Diff. Feb/Mar 2025 - Feb/Mar 2007	Feb/Mar 2025	Diff. Feb/Mar 2025 - Feb/Mar 2007	Feb/Mar 2025	Diff. Feb/Mar 2025 - Feb/Mar 2007	Feb/Mar 2025	Diff. Feb/Mar 2025 - Feb/Mar 2007	Feb/Mar 2025	Diff. Feb/Mar 2025 - Feb/Mar 2007	Feb/Mar 2025	Diff. Feb/Mar 2025 - Feb/Mar 2007	Feb/Mar 2025	Diff. Feb/Mar 2025 - Feb/Mar 2007
EU27		23	6	48	9	15	0	6	0	0	-22	8	7	71	15	21	0
BE		23	4	48	15	16	8	8	4	0	-35	5	4	71	19	24	12
BG		15	9	43	22	24	-7	9	-11	0	-15	9	2	58	31	33	-18
CZ		18	-1	56	9	16	0	7	2	0	-12	3	2	74	8	23	2
DK		44	14	39	-3	7	1	2	1	0	-20	8	7	83	11	9	2
DE		23	2	48	15	12	-1	10	5	0	-28	7	7	71	17	22	4
EE		23	1	41	6	16	1	7	4	0	-20	13	8	64	7	23	5
IE		38	21	46	10	8	-5	3	-2	0	-24	5	0	84	31	11	-7
EL		18	5	44	10	23	-4	10	2	0	-18	5	5	62	15	33	-2
ES		29	14	46	-7	16	0	5	0	0	-9	4	2	75	7	21	0
FR		21	4	38	6	11	-1	5	-1	0	-32	25	24	59	10	16	-2
HR		19	19	50	50	20	20	10	10	0	0	1	1	69	New	30	New
IT		15	4	57	8	16	-1	8	2	0	-16	4	3	72	12	24	1
CY		22	13	44	13	17	5	7	1	0	-41	10	9	66	26	24	6
LV		23	10	47	10	19	-6	5	-3	0	-15	6	4	70	20	24	-9
LT		20	8	45	10	16	-6	5	-4	0	-17	14	9	65	18	21	-10
LU		39	23	38	3	11	2	3	1	0	-37	9	8	77	26	14	3
HU		25	10	53	20	15	-3	2	-8	0	-24	5	5	78	30	17	-11
MT		30	22	50	8	8	2	6	5	0	-42	6	5	80	30	14	7
NL		38	8	40	6	8	0	5	3	0	-26	9	9	78	14	13	3
AT		34	14	36	-1	11	-2	12	8	0	-25	7	6	70	13	23	6
PL		17	1	61	23	15	-6	3	-4	0	-16	4	2	78	24	18	-10
PT		15	6	55	22	20	-8	4	-6	0	-18	6	4	70	28	24	-14
RO		15	9	48	9	27	-1	7	-7	0	-9	3	-1	63	18	34	-8
SI		34	18	48	3	10	-7	4	-1	0	-16	4	3	82	21	14	-8
SK		15	2	54	12	19	-5	6	-1	0	-12	6	4	69	14	25	-6
FI		31	7	42	3	8	-3	4	2	0	-23	15	14	73	10	12	-1
SE		40	7	42	4	9	2	3	0	0	-19	6	6	82	11	12	2





























**Eurobarometer Special 555**  
**Europeans' attitudes towards EU energy policy**

QA2: How important is culture to you personally? (%)

		Very important		Fairly important		Not very important		Not at all important		Don't know		Total 'Important'		Total 'Not important'	
		Feb/Mar 2025	Diff. Feb/Mar 2025 - Feb/Mar 2007	Feb/Mar 2025	Diff. Feb/Mar 2025 - Feb/Mar 2007	Feb/Mar 2025	Diff. Feb/Mar 2025 - Feb/Mar 2007	Feb/Mar 2025	Diff. Feb/Mar 2025 - Feb/Mar 2007	Feb/Mar 2025	Diff. Feb/Mar 2025 - Feb/Mar 2007	Feb/Mar 2025	Diff. Feb/Mar 2025 - Feb/Mar 2007	Feb/Mar 2025	Diff. Feb/Mar 2025 - Feb/Mar 2007
EU27		28	-3	51	5	18	1	3	-2	0	-1	79	2	21	-1
BE		29	0	52	5	17	-1	2	-4	0	0	81	5	19	-5
BG		32	1	47	12	15	-5	4	-3	2	-5	79	13	19	-8
CZ		20	-4	49	0	25	1	6	4	0	-1	69	-4	31	5
DK		31	-4	48	6	18	-1	3	-1	0	0	79	2	21	-2
DE		20	-1	46	2	28	0	6	-1	0	0	66	1	34	-1
EE		32	2	48	-5	17	1	3	2	0	0	80	-3	20	3
IE		45	17	43	5	9	-11	2	-9	1	-2	88	22	11	-20
EL		36	6	48	10	12	-4	4	-11	0	-1	84	16	16	-15
ES		37	1	49	0	12	2	2	-1	0	-2	86	1	14	1
FR		35	-2	49	-2	14	6	2	-1	0	-1	84	-4	16	5
HR		14	14	54	54	26	26	6	6	0	0	68	New	32	New
IT		29	-7	60	8	10	1	1	-1	0	-1	89	1	11	0
CY		47	-12	42	10	8	2	2	1	1	-1	89	-2	10	3
LV		25	0	53	1	20	-1	2	0	0	0	78	1	22	-1
LT		28	-2	49	1	19	2	4	0	0	-1	77	-1	23	2
LU		48	17	44	-2	6	-11	1	-4	1	0	92	15	7	-15
HU		21	-7	57	8	19	0	3	-1	0	0	78	1	22	-1
MT		49	6	40	4	10	-4	1	-3	0	-3	89	10	11	-7
NL		34	8	50	-2	15	-4	1	-2	0	0	84	6	16	-6
AT		22	10	40	-1	24	-11	13	1	1	1	62	9	37	-10
PL		16	-33	66	23	15	9	2	1	1	0	82	-10	17	10
PT		20	-4	65	15	13	-4	2	-5	0	-2	85	11	15	-9
RO		14	-16	47	10	31	12	8	-1	0	-5	61	-6	39	11
SI		38	8	49	3	11	-9	2	-1	0	-1	87	11	13	-10
SK		31	12	49	-2	18	-8	2	-1	0	-1	80	10	20	-9
FI		31	12	47	1	18	-10	4	-3	0	0	78	13	22	-13
SE		42	11	45	0	11	-9	2	-1	0	-1	87	11	13	-10





























**Eurobarometer Special 555**  
**Europeans' attitudes towards EU energy policy**

QA3: Please tell me if, in the last 12 months, you have either on your own or as part of an organised group or classes... (MULTIPLE ANSWERS POSSIBLE) (%)

		Played a musical instrument		Sung		Danced		Made a film, done some photography		Done any other artistic activities like sculpture, painting, handicrafts or drawing		None (SPONTANEOUS)	
		Feb/Mar 2025	Diff. Feb/Mar 2025 - Apr/May 2013	Feb/Mar 2025	Diff. Feb/Mar 2025 - Apr/May 2013	Feb/Mar 2025	Diff. Feb/Mar 2025 - Apr/May 2013	Feb/Mar 2025	Diff. Feb/Mar 2025 - Apr/May 2013	Feb/Mar 2025	Diff. Feb/Mar 2025 - Apr/May 2013	Feb/Mar 2025	Diff. Feb/Mar 2025 - Apr/May 2013
EU27		11	3	15	4	17	4	10	-2	13	3	50	-12
BE		12	1	18	7	25	9	11	1	23	8	36	-18
BG		5	3	12	7	17	10	2	1	5	3	64	-22
CZ		11	3	15	3	17	2	15	2	6	2	44	-19
DK		16	-5	30	-8	24	-11	23	-26	20	-7	34	8
DE		13	3	17	6	17	1	15	-4	12	2	46	-12
EE		12	3	22	7	20	1	18	8	24	4	33	-17
IE		13	1	14	1	15	-1	4	-4	10	1	51	-8
EL		6	3	34	22	37	20	10	6	4	-1	47	-27
ES		10	3	9	-1	16	2	1	-2	12	2	59	-9
FR		12	2	15	-1	18	-2	13	-7	21	1	43	-6
HR		8	2	19	10	15	8	9	4	6	2	52	-27
IT		10	4	13	9	12	9	6	4	11	8	53	-27
CY		5	-2	10	-1	17	0	8	1	12	5	62	-5
LV		7	0	12	-2	9	-4	15	2	15	4	53	-5
LT		7	3	7	0	5	0	4	0	11	4	67	-4
LU		19	4	26	10	28	10	20	-1	19	0	32	-11
HU		6	3	8	3	11	4	9	1	7	3	62	-17
MT		9	4	8	6	10	8	10	6	9	4	50	-32
NL		20	6	25	8	26	11	24	4	36	13	24	-18
AT		16	4	17	5	20	4	22	8	15	5	42	-14
PL		4	1	8	-1	9	0	5	-3	4	1	64	-4
PT		4	1	3	-3	10	0	5	0	4	1	73	-5
RO		1	-3	4	-3	8	-6	3	-4	2	-1	81	7
SI		9	0	15	-6	18	-3	14	-8	14	0	52	3
SK		12	5	31	16	26	10	20	8	10	4	31	-31
FI		19	3	31	8	27	12	15	-4	32	6	31	-6
SE		23	1	25	-3	21	-1	23	-12	26	2	32	0





























**Eurobarometer Special 555**  
**Europeans' attitudes towards EU energy policy**

QA3: Please tell me if, in the last 12 months, you have either on your own or as part of an organised group or classes... (MULTIPLE ANSWERS POSSIBLE) (%)

		Acted on the stage or in a film		Written a poem, an essay, a novel, etc.		Done creative computing such as designing websites or blogs, etc.		Other (SPONTANEOUS)		Don't know	
		Feb/Mar 2025	Diff. Feb/Mar 2025 - Apr/May 2013	Feb/Mar 2025	Diff. Feb/Mar 2025 - Apr/May 2013	Feb/Mar 2025	Diff. Feb/Mar 2025 - Apr/May 2013	Feb/Mar 2025	Diff. Feb/Mar 2025 - Apr/May 2013	Feb/Mar 2025	Diff. Feb/Mar 2025 - Apr/May 2013
EU27		3	0	5	0	8	0	1	-1	1	0
BE		5	2	7	1	11	1	1	-2	1	-1
BG		1	0	1	0	4	2	0	0	1	0
CZ		1	-1	3	1	10	2	1	0	3	2
DK		3	-2	11	-2	18	-5	2	1	0	0
DE		2	-1	3	-1	10	0	2	1	1	1
EE		4	0	11	3	14	2	1	-1	1	-3
IE		2	-1	6	-1	4	0	1	-1	2	1
EL		1	0	2	1	1	-1	0	0	0	-2
ES		2	0	4	1	5	0	1	-1	1	0
FR		3	-1	6	-1	8	-3	1	0	2	1
HR		3	1	2	-2	5	3	2	-1	3	3
IT		3	2	5	3	5	3	1	-1	1	0
CY		1	-2	2	-1	1	-4	1	0	2	2
LV		4	0	4	0	7	1	1	1	2	-2
LT		3	1	3	0	4	2	1	-4	0	-2
LU		4	1	6	-1	13	4	3	-3	1	1
HU		3	2	2	1	5	2	0	0	1	1
MT		7	3	9	6	7	4	0	-1	1	1
NL		6	1	15	6	28	8	1	0	0	0
AT		5	3	7	5	13	6	1	-3	0	0
PL		1	0	1	-1	5	3	0	-6	4	2
PT		1	0	1	-1	2	0	1	0	1	1
RO		0	-1	1	-2	2	-2	2	0	1	-2
SI		5	2	4	0	6	-2	1	-3	1	1
SK		1	0	3	1	7	1	1	0	1	0
FI		4	1	13	1	21	5	1	-5	1	1
SE		9	0	9	-3	22	-4	0	-1	0	0

**Eurobarometer Special 555**  
**Europeans' attitudes towards EU energy policy**





























QA4a: Which of the following reasons might prevent you from participating in cultural activities or from attending cultural events as often as you would like? Firstly? (%)

		Cost of admission or tickets	Distance to venues	Lack of time	Lack of interest in available activities	Lack of accessibility of buildings/spaces	Lack of information about events
EU27		18	11	26	12	1	5
BE		19	11	26	11	2	6
BG		15	11	22	10	1	7
CZ		27	12	26	10	1	5
DK		21	19	22	15	1	5
DE		21	15	21	15	1	4
EE		24	10	25	9	1	3
IE		14	12	31	13	1	5
EL		20	11	31	18	1	4
ES		21	7	34	10	1	5
FR		24	16	25	9	1	3
HR		12	13	27	13	3	7
IT		12	12	21	14	2	8
CY		12	7	43	11	0	6
LV		20	10	28	12	1	3
LT		9	6	29	14	0	1
LU		9	10	44	10	1	6
HU		21	12	25	9	1	3
MT		19	5	28	17	4	4
NL		20	8	36	14	1	3
AT		11	6	24	19	1	7
PL		13	8	25	11	2	6
PT		12	5	23	19	1	7
RO		9	6	20	9	2	7
SI		6	8	38	15	1	3
SK		12	10	31	12	1	5
FI		23	16	26	10	0	4
SE		20	11	31	13	1	6































**Eurobarometer Special 555**  
**Europeans' attitudes towards EU energy policy**

QA4a: Which of the following reasons might prevent you from participating in cultural activities or from attending cultural events as often as you would like? Firstly? (%)

		Language barriers	Lack of childcare	Personal accessibility issues, such as mobility	For other health-related reasons, including mental health reasons	Feeling unwelcome or excluded
EU27		1	2	2	3	1
BE		1	2	4	4	1
BG		1	1	3	4	1
CZ		1	2	2	5	1
DK		1	3	2	4	0
DE		1	2	1	3	1
EE		0	2	6	5	1
IE		1	4	2	1	1
EL		0	1	2	2	1
ES		0	1	2	3	0
FR		1	0	2	3	1
HR		1	1	3	5	1
IT		1	2	3	2	1
CY		0	3	2	2	0
LV		1	2	2	8	1
LT		0	3	3	8	1
LU		3	2	2	4	0
HU		1	2	3	5	1
MT		2	2	3	2	0
NL		1	2	2	3	1
AT		4	2	2	4	2
PL		2	1	2	2	1
PT		0	1	2	3	1
RO		3	4	6	8	5
SI		0	1	2	7	1
SK		1	4	4	3	1
FI		1	3	2	2	1
SE		0	1	3	3	0





























**Eurobarometer Special 555**  
**Europeans' attitudes towards EU energy policy**

QA4a: Which of the following reasons might prevent you from participating in cultural activities or from attending cultural events as often as you would like? Firstly? (%)

		Technological barriers (incl. skills or internet access)	You do not feel adequately educated to participate/attend	Lack of artistic, cultural or creative activities offered in your area	Other (SPONTANEOUS)	None (SPONTANEOUS)	Don't know
EU27		1	3	6	1	6	1
BE		1	3	4	1	3	1
BG		0	5	7	1	9	2
CZ		0	1	3	0	3	1
DK		0	1	1	1	4	0
DE		1	1	4	2	7	0
EE		1	2	3	1	7	0
IE		0	2	4	1	7	1
EL		0	1	3	1	4	0
ES		0	3	6	2	4	1
FR		0	2	5	1	6	1
HR		1	4	7	0	2	0
IT		1	5	10	0	6	0
CY		0	1	3	1	8	1
LV		0	0	3	2	7	0
LT		0	3	5	1	16	1
LU		0	1	3	1	4	0
HU		1	5	5	0	6	0
MT		0	2	4	1	6	1
NL		0	0	2	2	5	0
AT		1	1	4	2	10	0
PL		1	6	11	0	7	2
PT		0	2	12	2	8	2
RO		4	6	7	1	3	0
SI		0	2	4	4	8	0
SK		1	1	8	0	6	0
FI		0	0	1	2	9	0
SE		0	1	2	1	7	0





























**Eurobarometer Special 555**  
**Europeans' attitudes towards EU energy policy**

QA4b: And then? (MULTIPLE ANSWERS POSSIBLE) (%)

		Lack of time	Distance to venues	Cost of admission or tickets	Lack of interest in available activities	Lack of information about events	Lack of artistic, cultural or creative activities offered in your area
EU27		29	27	26	19	19	16
BE		28	24	23	20	18	9
BG		30	24	27	19	24	14
CZ		37	38	36	19	17	14
DK		29	33	35	24	14	10
DE		30	34	35	22	19	14
EE		32	30	36	22	11	14
IE		34	26	25	12	15	12
EL		42	38	41	27	24	12
ES		29	14	25	10	22	17
FR		24	34	26	16	16	18
HR		41	42	31	26	31	22
IT		27	30	22	27	24	25
CY		39	19	18	16	27	11
LV		15	13	19	7	9	11
LT		22	13	15	22	8	17
LU		35	18	11	15	17	5
HU		32	34	29	18	22	14
MT		19	11	15	19	24	24
NL		36	26	26	14	10	8
AT		39	40	28	28	19	17
PL		26	14	16	20	16	17
PT		29	21	24	26	21	21
RO		25	22	21	16	21	16
SI		28	16	12	16	9	8
SK		27	23	19	13	17	21
FI		29	31	30	16	14	8
SE		26	23	24	14	19	9





























**Eurobarometer Special 555**  
**Europeans' attitudes towards EU energy policy**

QA4b: And then? (MULTIPLE ANSWERS POSSIBLE) (%)

		None (SPONTANEOUS)	For other health-related reasons, including mental health reasons	You do not feel adequately educated to participate/attend	Lack of childcare	Personal accessibility issues, such as mobility
EU27		10	6	6	5	5
BE		8	6	6	7	7
BG		9	10	8	3	8
CZ		5	9	2	7	7
DK		16	5	3	9	3
DE		9	9	5	3	4
EE		8	8	6	5	7
IE		14	4	4	7	4
EL		9	7	6	4	2
ES		16	3	7	3	4
FR		12	3	4	3	6
HR		1	12	11	5	15
IT		5	4	12	4	5
CY		17	3	8	11	3
LV		24	6	1	4	4
LT		17	9	7	4	9
LU		20	3	3	8	5
HU		5	8	13	8	13
MT		13	4	3	5	4
NL		17	3	2	7	3
AT		11	6	7	11	8
PL		3	5	9	5	7
PT		7	5	6	7	4
RO		5	12	8	10	12
SI		20	5	5	7	5
SK		10	4	4	7	5
FI		17	4	0	6	1
SE		24	5	2	6	3

**Eurobarometer Special 555**  
**Europeans' attitudes towards EU energy policy**





























QA4b: And then? (MULTIPLE ANSWERS POSSIBLE) (%)

		Lack of accessibility of buildings/spaces	Language barriers	Feeling unwelcome or excluded	Technological barriers (incl. skills or internet access)	Don't know	Other (SPONTANEOUS)
EU27		4	3	3	3	2	1
BE		6	6	5	4	0	2
BG		5	2	4	3	2	2
CZ		3	3	3	3	1	0
DK		3	2	6	2	1	1
DE		2	3	4	2	0	1
EE		3	5	7	2	3	3
IE		5	2	4	2	2	2
EL		8	0	2	3	1	2
ES		4	2	2	2	2	1
FR		3	4	2	2	5	1
HR		11	3	7	6	0	0
IT		9	4	5	4	0	1
CY		1	2	2	2	2	1
LV		4	4	2	1	7	4
LT		3	2	1	1	2	3
LU		2	9	1	2	0	4
HU		6	3	7	6	1	0
MT		7	3	2	2	2	1
NL		2	1	1	1	1	3
AT		7	4	7	7	1	3
PL		6	4	2	1	2	0
PT		4	2	1	1	1	3
RO		5	7	7	6	0	2
SI		2	1	1	2	0	6
SK		3	1	2	2	2	1
FI		1	1	2	1	2	2
SE		2	1	2	1	0	1































**Eurobarometer Special 555**  
**Europeans' attitudes towards EU energy policy**

QA4ab: Which of the following reasons might prevent you from participating in cultural activities or from attending cultural events as often as you would like? Firstly? And then? (MULTIPLE ANSWERS POSSIBLE) (%)

		Lack of time	Cost of admission or tickets	Distance to venues	Lack of interest in available activities	Lack of information about events	Lack of artistic, cultural or creative activities offered in your area
EU27		45	38	34	28	22	20
BE		46	37	32	28	22	12
BG		43	35	30	25	27	18
CZ		52	52	44	26	20	16
DK		43	47	44	34	17	10
DE		43	46	42	32	21	16
EE		46	49	35	27	13	15
IE		51	33	32	23	18	15
EL		58	51	44	39	26	14
ES		51	40	19	19	25	21
FR		41	42	42	22	17	20
HR		56	39	49	35	35	27
IT		41	30	36	35	28	31
CY		61	27	22	23	28	12
LV		37	33	21	18	11	12
LT		41	20	16	29	8	18
LU		62	19	26	22	21	7
HU		47	42	40	25	23	18
MT		40	30	15	31	26	26
NL		57	39	31	25	12	9
AT		49	33	39	38	22	18
PL		42	25	19	28	20	24
PT		43	30	23	38	24	29
RO		39	28	26	22	26	22
SI		53	16	22	27	10	11
SK		48	27	29	22	20	26
FI		45	44	39	23	16	8
SE		47	37	30	24	22	11





























**Eurobarometer Special 555**  
**Europeans' attitudes towards EU energy policy**

QA4ab: Which of the following reasons might prevent you from participating in cultural activities or from attending cultural events as often as you would like? Firstly? And then? (MULTIPLE ANSWERS POSSIBLE) (%)

		You do not feel adequately educated to participate/attend	For other health-related reasons, including mental health reasons	Personal accessibility issues, such as mobility	Lack of childcare	None (SPONTANEOUS)
EU27		9	8	7	6	6
BE		9	10	11	9	3
BG		12	13	9	3	9
CZ		2	12	9	9	3
DK		4	8	5	11	4
DE		6	11	5	4	7
EE		8	12	12	6	7
IE		5	5	5	10	7
EL		7	8	4	5	4
ES		9	6	6	4	4
FR		6	6	7	3	6
HR		14	16	17	6	2
IT		16	5	7	5	6
CY		8	5	5	12	8
LV		1	13	5	5	7
LT		8	14	10	6	16
LU		4	6	7	9	4
HU		17	12	14	10	6
MT		5	6	6	6	6
NL		2	6	5	8	5
AT		7	10	9	12	10
PL		14	6	9	6	7
PT		7	7	6	7	8
RO		13	19	17	13	3
SI		7	11	7	7	8
SK		5	7	8	10	7
FI		0	5	4	8	9
SE		3	7	6	6	7





























**Eurobarometer Special 555**  
**Europeans' attitudes towards EU energy policy**

QA4ab: Which of the following reasons might prevent you from participating in cultural activities or from attending cultural events as often as you would like? Firstly? And then? (MULTIPLE ANSWERS POSSIBLE) (%)

		Lack of accessibility of buildings/spaces	Language barriers	Feeling unwelcome or excluded	Technological barriers (incl. skills or internet access)	Other (SPONTANEOUS)	Don't know
EU27		5	4	4	3	2	1
BE		7	7	6	4	3	1
BG		5	3	4	3	3	2
CZ		3	3	3	3	1	1
DK		4	3	6	2	2	0
DE		2	3	5	3	3	0
EE		4	5	8	3	4	0
IE		6	3	4	2	2	1
EL		9	0	2	3	2	0
ES		5	2	2	2	2	1
FR		4	4	3	3	2	1
HR		13	4	7	7	1	0
IT		10	4	5	4	1	0
CY		1	1	2	2	1	1
LV		4	5	3	1	5	1
LT		3	1	2	1	3	1
LU		3	12	1	2	4	0
HU		7	3	7	7	0	0
MT		10	5	3	2	1	1
NL		3	1	1	1	5	0
AT		7	8	9	8	3	0
PL		8	6	3	2	0	2
PT		4	2	1	2	4	2
RO		7	9	11	9	2	0
SI		3	1	2	2	7	0
SK		4	2	2	3	1	0
FI		1	1	3	1	3	0
SE		3	1	2	1	2	0





























**Eurobarometer Special 555**  
**Europeans' attitudes towards EU energy policy**

QA5.1: To what extent do you agree or disagree with the following statements about freedom of artistic expression? – You believe artists in (OUR COUNTRY) can freely express their ideas and opinions without fear of censorship or retaliation by the (NATIONALITY) Government (%)

		Totally agree	Tend to agree	Tend to disagree	Totally disagree	Don't know	Total 'Agree'	Total 'Disagree'
EU27		28	49	15	5	3	77	20
BE		29	53	14	3	1	82	17
BG		22	44	22	5	7	66	27
CZ		27	53	13	4	3	80	17
DK		57	32	7	2	2	89	9
DE		35	47	11	3	4	82	14
EE		27	49	14	6	4	76	20
IE		42	39	11	3	5	81	14
EL		23	43	25	8	1	66	33
ES		29	39	18	11	3	68	29
FR		20	48	22	8	2	68	30
HR		21	57	16	4	2	78	20
IT		20	59	17	3	1	79	20
CY		21	42	25	8	4	63	33
LV		29	40	19	6	6	69	25
LT		31	45	18	3	3	76	21
LU		41	42	8	2	7	83	10
HU		27	47	19	5	2	74	24
MT		33	41	21	4	1	74	25
NL		50	37	11	2	0	87	13
AT		37	49	10	3	1	86	13
PL		13	68	13	1	5	81	14
PT		27	65	4	0	4	92	0
RO		21	50	22	4	3	71	26
SI		30	44	19	4	3	74	23
SK		27	47	19	6	1	74	25
FI		62	30	5	2	1	92	7
SE		59	32	7	2	0	91	9

**Eurobarometer Special 555**  
**Europeans' attitudes towards EU energy policy**





























QA5.2: To what extent do you agree or disagree with the following statements about freedom of artistic expression? – You believe artists in (OUR COUNTRY) can freely express their ideas and opinions without fear of censorship or retaliation by people or groups outside of the government (%)

		Totally agree	Tend to agree	Tend to disagree	Totally disagree	Don't know	Total 'Agree'	Total 'Disagree'
EU27		25	48	19	5	3	73	24
BE		24	51	21	3	1	75	24
BG		21	45	21	4	9	66	25
CZ		26	52	15	4	3	78	19
DK		31	44	18	5	2	75	23
DE		30	47	15	4	4	77	19
EE		25	49	16	7	3	74	23
IE		35	43	14	3	5	78	17
EL		20	43	27	8	2	63	35
ES		24	41	21	11	3	65	32
FR		18	44	27	8	3	62	35
HR		21	56	18	3	2	77	21
IT		25	51	19	3	2	76	22
CY		17	42	28	10	3	59	38
LV		26	41	20	5	8	67	25
LT		32	44	18	2	4	76	20
LU		36	44	10	2	8	80	12
HU		29	40	24	6	1	69	30
MT		30	40	24	4	2	70	28
NL		24	47	24	4	1	71	28
AT		42	43	12	2	1	85	14
PL		19	61	15	1	4	80	16
PT		27	62	7	0	4	89	7
RO		28	47	17	4	4	75	21
SI		26	46	21	4	3	72	25
SK		30	51	14	4	1	81	18
FI		40	45	12	2	1	85	14
SE		22	51	19	8	0	73	27































**Eurobarometer Special 555**  
**Europeans' attitudes towards EU energy policy**

QA5.3: To what extent do you agree or disagree with the following statements about freedom of artistic expression? - Freedom of artistic expression is important to you (%)

		Totally agree	Tend to agree	Tend to disagree	Totally disagree	Don't know	Total 'Agree'	Total 'Disagree'
EU27		45	43	8	2	2	88	10
BE		47	42	8	2	1	89	10
BG		35	40	14	5	6	75	19
CZ		38	43	13	4	2	81	17
DK		67	25	5	2	1	92	7
DE		44	42	8	2	4	86	10
EE		38	43	11	4	4	81	15
IE		59	33	5	1	2	92	6
EL		49	42	6	3	0	91	9
ES		55	38	5	1	1	93	6
FR		58	36	4	2	0	94	6
HR		25	58	13	3	1	83	16
IT		39	51	8	1	1	90	9
CY		69	25	3	2	1	94	5
LV		43	42	8	3	4	85	11
LT		39	42	11	5	3	81	16
LU		76	22	2	0	0	98	2
HU		34	49	14	2	1	83	16
MT		45	40	10	4	1	85	14
NL		62	30	6	1	1	92	7
AT		36	43	13	6	2	79	19
PL		18	61	14	3	4	79	17
PT		36	57	4	1	2	93	5
RO		25	48	19	5	3	73	24
SI		52	38	8	1	1	90	9
SK		52	37	8	2	1	89	10
FI		63	29	5	2	1	92	7
SE		77	18	1	3	1	95	4





























**Eurobarometer Special 555**  
**Europeans' attitudes towards EU energy policy**

QA6.1: To what extent do you agree or disagree with the following statements about the arts and cultural activities in (OUR COUNTRY)? - Participating in a cultural activity or attending artistic and cultural events or festivals can make you feel better either mentally, physically or emotionally (%)

		Totally agree	Tend to agree	Tend to disagree	Totally disagree	Don't know	Total 'Agree'	Total 'Disagree'
EU27		40	47	9	2	2	87	11
BE		41	46	11	2	0	87	13
BG		36	44	12	4	4	80	16
CZ		28	53	14	2	3	81	16
DK		58	34	3	2	3	92	5
DE		35	46	11	4	4	81	15
EE		47	39	8	3	3	86	11
IE		59	35	3	0	3	94	3
EL		45	45	7	2	1	90	9
ES		53	37	6	2	2	90	8
FR		42	45	9	2	2	87	11
HR		31	57	10	1	1	88	11
IT		32	57	9	1	1	89	10
CY		61	30	6	3	0	91	9
LV		53	36	5	3	3	89	8
LT		51	44	3	1	1	95	4
LU		58	33	5	2	2	91	7
HU		35	50	12	2	1	85	14
MT		61	34	4	1	0	95	5
NL		64	31	4	0	1	95	4
AT		32	45	13	7	3	77	20
PL		19	63	13	2	3	82	15
PT		29	62	6	1	2	91	7
RO		29	52	15	3	1	81	18
SI		56	39	4	1	0	95	5
SK		48	43	6	1	2	91	7
FI		58	30	6	3	3	88	9
SE		73	22	2	2	1	95	4





























**Eurobarometer Special 555**  
**Europeans' attitudes towards EU energy policy**

QA6.2: To what extent do you agree or disagree with the following statements about the arts and cultural activities in (OUR COUNTRY)? - People in all regions of (OUR COUNTRY) have the same ability to access cultural activities (%)

		Totally agree	Tend to agree	Tend to disagree	Totally disagree	Don't know	Total 'Agree'	Total 'Disagree'
EU27		13	32	33	19	3	45	52
BE		13	39	37	9	2	52	46
BG		11	17	35	31	6	28	66
CZ		21	38	29	9	3	59	38
DK		10	24	38	26	2	34	64
DE		10	33	36	17	4	43	53
EE		11	20	37	29	3	31	66
IE		23	28	26	18	5	51	44
EL		12	23	35	29	1	35	64
ES		14	25	26	32	3	39	58
FR		12	20	39	27	2	32	66
HR		13	36	25	25	1	49	50
IT		19	46	27	7	1	65	34
CY		11	24	36	25	4	35	61
LV		15	23	33	25	4	38	58
LT		16	28	30	23	3	44	53
LU		25	33	32	6	4	58	38
HU		20	33	28	18	1	53	46
MT		38	36	20	5	1	74	25
NL		10	26	51	11	2	36	62
AT		22	35	26	15	2	57	41
PL		11	42	30	15	2	53	45
PT		10	36	33	18	3	46	51
RO		15	38	27	17	3	53	44
SI		11	27	41	19	2	38	60
SK		9	27	34	29	1	36	63
FI		8	19	45	28	0	27	73
SE		7	22	43	26	2	29	69





























**Eurobarometer Special 555**  
**Europeans' attitudes towards EU energy policy**

QA6.3: To what extent do you agree or disagree with the following statements about the arts and cultural activities in (OUR COUNTRY)? - You believe that culture and the arts are important for the welfare and economic development of the place where you live (%)

		Totally agree	Tend to agree	Tend to disagree	Totally disagree	Don't know	Total 'Agree'	Total 'Disagree'
EU27		35	51	10	2	2	86	12
BE		31	51	15	2	1	82	17
BG		33	44	14	4	5	77	18
CZ		26	54	14	3	3	80	17
DK		35	43	13	5	4	78	18
DE		32	51	11	2	4	83	13
EE		34	50	10	2	4	84	12
IE		53	37	6	1	3	90	7
EL		37	52	7	3	1	89	10
ES		49	41	7	1	2	90	8
FR		38	48	10	1	3	86	11
HR		26	61	10	2	1	87	12
IT		33	58	7	1	1	91	8
CY		59	31	6	2	2	90	8
LV		44	46	6	1	3	90	7
LT		29	52	13	2	4	81	15
LU		51	42	5	1	1	93	6
HU		33	52	12	1	2	85	13
MT		60	30	7	3	0	90	10
NL		41	44	13	2	0	85	15
AT		33	42	16	6	3	75	22
PL		18	63	14	3	2	81	17
PT		31	61	5	1	2	92	6
RO		25	53	17	3	2	78	20
SI		40	47	10	2	1	87	12
SK		34	55	7	1	3	89	8
FI		43	43	10	2	2	86	12
SE		54	32	9	3	2	86	12

**Eurobarometer Special 555**  
**Europeans' attitudes towards EU energy policy**





























QA6.4: To what extent do you agree or disagree with the following statements about the arts and cultural activities in (OUR COUNTRY)? - You believe that artists in (OUR COUNTRY) generally receive fair and appropriate remuneration for their work (%)

		Totally agree	Tend to agree	Tend to disagree	Totally disagree	Don't know	Total 'Agree'	Total 'Disagree'
EU27		12	39	29	8	12	51	37
BE		7	41	38	8	6	48	46
BG		10	29	31	12	18	39	43
CZ		25	46	17	3	9	71	20
DK		11	37	20	6	26	48	26
DE		9	37	30	7	17	46	37
EE		9	27	31	17	16	36	48
IE		19	31	27	11	12	50	38
EL		12	33	34	13	8	45	47
ES		12	27	32	16	13	39	48
FR		7	32	35	11	15	39	46
HR		14	42	29	10	5	56	39
IT		18	52	22	3	5	70	25
CY		5	18	37	28	12	23	65
LV		6	23	30	12	29	29	42
LT		7	25	37	11	20	32	48
LU		7	24	24	7	38	31	31
HU		24	40	23	6	7	64	29
MT		19	19	44	14	4	38	58
NL		5	32	44	9	10	37	53
AT		22	43	18	5	12	65	23
PL		16	53	17	3	11	69	20
PT		10	42	29	9	10	52	38
RO		13	44	28	5	10	57	33
SI		10	28	32	11	19	38	43
SK		22	45	19	6	8	67	25
FI		6	28	41	10	15	34	51
SE		4	29	34	13	20	33	47































**Eurobarometer Special 555**  
**Europeans' attitudes towards EU energy policy**

QA7.1: To what extent do you agree or disagree with the following statements regarding artificial intelligence (AI) and its role in art and culture? - You can tell the difference between a piece of visual art, pieces of music or literary works created by AI and one crafted by a human (%)

		Totally agree	Tend to agree	Tend to disagree	Totally disagree	Don't know	Total 'Agree'	Total 'Disagree'
EU27		14	34	28	19	5	48	47
BE		13	41	33	11	2	54	44
BG		13	31	25	23	8	44	48
CZ		8	40	30	17	5	48	47
DK		13	31	27	20	9	44	47
DE		12	34	31	19	4	46	50
EE		13	35	28	19	5	48	47
IE		24	35	23	10	8	59	33
EL		9	24	33	32	2	33	65
ES		15	31	26	25	3	46	51
FR		16	29	29	19	7	45	48
HR		17	46	19	15	3	63	34
IT		14	32	29	23	2	46	52
CY		16	34	27	19	4	50	46
LV		19	34	26	14	7	53	40
LT		17	29	23	20	11	46	43
LU		16	41	26	11	6	57	37
HU		16	39	25	18	2	55	43
MT		34	35	18	10	3	69	28
NL		15	38	31	9	7	53	40
AT		20	34	17	23	6	54	40
PL		10	48	28	9	5	58	37
PT		8	31	31	20	10	39	51
RO		16	41	23	14	6	57	37
SI		23	35	23	15	4	58	38
SK		18	38	24	17	3	56	41
FI		13	37	30	15	5	50	45
SE		10	35	26	25	4	45	51





























**Eurobarometer Special 555**  
**Europeans' attitudes towards EU energy policy**

QA7.2: To what extent do you agree or disagree with the following statements regarding artificial intelligence (AI) and its role in art and culture? - You generally prefer human-made content to AI-generated content (%)

		Totally agree	Tend to agree	Tend to disagree	Totally disagree	Don't know	Total 'Agree'	Total 'Disagree'
EU27		48	29	12	7	4	77	19
BE		49	32	12	5	2	81	17
BG		56	25	8	5	6	81	13
CZ		49	32	12	4	3	81	16
DK		72	17	5	2	4	89	7
DE		55	28	10	3	4	83	13
EE		51	29	12	4	4	80	16
IE		62	26	5	2	5	88	7
EL		58	29	6	6	1	87	12
ES		57	27	8	5	3	84	13
FR		57	22	8	6	7	79	14
HR		44	41	8	5	2	85	13
IT		14	33	30	21	2	47	51
CY		68	21	7	2	2	89	9
LV		62	25	6	1	6	87	7
LT		57	25	5	5	8	82	10
LU		65	23	4	4	4	88	8
HU		47	33	14	5	1	80	19
MT		57	27	9	6	1	84	15
NL		62	28	6	1	3	90	7
AT		49	31	12	5	3	80	17
PL		32	47	11	6	4	79	17
PT		44	38	8	4	6	82	12
RO		40	35	16	5	4	75	21
SI		71	20	5	2	2	91	7
SK		58	27	7	6	2	85	13
FI		74	17	3	1	5	91	4
SE		77	17	3	1	2	94	4





























**Eurobarometer Special 555**  
**Europeans' attitudes towards EU energy policy**

QA7.3: To what extent do you agree or disagree with the following statements regarding artificial intelligence (AI) and its role in art and culture? - You often make use of generative AI tools to produce visual art, pieces of music or literary works for your personal or professional use (%)

		Totally agree	Tend to agree	Tend to disagree	Totally disagree	Don't know	Total 'Agree'	Total 'Disagree'
EU27		8	19	21	50	2	27	71
BE		5	21	25	47	2	26	72
BG		6	15	20	56	3	21	76
CZ		4	18	25	50	3	22	75
DK		5	13	10	70	2	18	80
DE		5	14	23	55	3	19	78
EE		5	16	23	52	4	21	75
IE		12	16	25	44	3	28	69
EL		5	9	21	65	0	14	86
ES		9	17	20	52	2	26	72
FR		5	12	16	64	3	17	80
HR		12	27	21	37	3	39	58
IT		11	26	26	36	1	37	62
CY		7	13	17	59	4	20	76
LV		6	18	15	57	4	24	72
LT		7	14	17	55	7	21	72
LU		8	19	18	51	4	27	69
HU		11	23	22	42	2	34	64
MT		20	20	13	45	2	40	58
NL		6	14	20	59	1	20	79
AT		14	23	14	48	1	37	62
PL		12	36	22	27	3	48	49
PT		9	18	22	47	4	27	69
RO		11	26	22	38	3	37	60
SI		7	17	24	50	2	24	74
SK		7	20	24	48	1	27	72
FI		4	11	18	62	5	15	80
SE		2	9	14	74	1	11	88





























**Eurobarometer Special 555**  
**Europeans' attitudes towards EU energy policy**

QA7.4: To what extent do you agree or disagree with the following statements regarding artificial intelligence (AI) and its role in art and culture? - You often come across visual art, pieces of music or literary works created by AI (%)

		Totally agree	Tend to agree	Tend to disagree	Totally disagree	Don't know	Total 'Agree'	Total 'Disagree'
EU27		9	27	29	26	9	36	55
BE		7	29	35	24	5	36	59
BG		9	25	23	27	16	34	50
CZ		6	25	33	26	10	31	59
DK		16	27	26	17	14	43	43
DE		5	24	32	30	9	29	62
EE		7	24	30	33	6	31	63
IE		15	35	23	20	7	50	43
EL		4	18	35	36	7	22	71
ES		14	30	25	23	8	44	48
FR		9	20	24	36	11	29	60
HR		13	39	25	18	5	52	43
IT		9	29	34	22	6	38	56
CY		11	19	24	36	10	30	60
LV		16	28	25	20	11	44	45
LT		9	22	28	29	12	31	57
LU		10	33	29	21	7	43	50
HU		9	30	30	27	4	39	57
MT		20	34	21	21	4	54	42
NL		8	22	36	26	8	30	62
AT		13	28	24	26	9	41	50
PL		9	39	30	15	7	48	45
PT		8	25	30	24	13	33	54
RO		10	36	24	20	10	46	44
SI		10	29	27	29	5	39	56
SK		5	27	30	30	8	32	60
FI		15	31	27	16	11	46	43
SE		16	33	22	17	12	49	39





























**Eurobarometer Special 555**  
**Europeans' attitudes towards EU energy policy**

QA7.5: To what extent do you agree or disagree with the following statements regarding artificial intelligence (AI) and its role in art and culture? - You are concerned that the rise of generative AI may have an impact on employment or earnings for artists and creatives (%)

		Totally agree	Tend to agree	Tend to disagree	Totally disagree	Don't know	Total 'Agree'	Total 'Disagree'
EU27		31	42	15	6	6	73	21
BE		31	44	18	5	2	75	23
BG		24	36	18	11	11	60	29
CZ		21	45	21	8	5	66	29
DK		40	34	13	8	5	74	21
DE		31	46	12	3	8	77	15
EE		22	35	23	14	6	57	37
IE		46	37	9	3	5	83	12
EL		28	46	13	6	7	74	19
ES		44	34	12	6	4	78	18
FR		36	36	15	7	6	72	22
HR		27	47	14	6	6	74	20
IT		22	49	19	7	3	71	26
CY		50	30	11	5	4	80	16
LV		32	34	14	10	10	66	24
LT		26	33	17	13	11	59	30
LU		37	41	11	6	5	78	17
HU		29	43	19	6	3	72	25
MT		43	33	14	7	3	76	21
NL		35	38	19	6	2	73	25
AT		29	38	16	10	7	67	26
PL		16	54	18	5	7	70	23
PT		22	44	19	5	10	66	24
RO		30	43	17	6	4	73	23
SI		25	32	24	14	5	57	38
SK		26	52	12	5	5	78	17
FI		41	40	11	4	4	81	15
SE		45	36	11	6	2	81	17





























**Eurobarometer Special 555**  
**Europeans' attitudes towards EU energy policy**

QA8a: On which of the following culture related topics do you think the European Union and its Member States should work more closely together? Firstly? (%)

		Protecting cultural heritage sites during wars, natural disasters, or climate change	Helping the arts and culture sector(s) benefit from Artificial Intelligence	Supporting artists and cultural workers to gain new skills for a changing world and business environment	Helping artists and cultural organisations collaborate across borders.	Ensuring artists and cultural workers have fair pay and good working conditions
EU27		20	4	12	8	14
BE		16	4	9	11	19
BG		16	6	12	7	12
CZ		26	3	9	6	9
DK		31	3	2	6	9
DE		19	4	9	12	18
EE		20	4	11	7	11
IE		17	6	13	8	21
EL		17	8	16	6	13
ES		21	5	11	6	15
FR		23	3	11	6	13
HR		16	3	14	9	16
IT		21	6	17	9	13
CY		30	4	18	5	14
LV		20	4	13	9	13
LT		21	3	10	10	14
LU		20	6	12	10	15
HU		17	4	21	12	12
MT		32	14	17	6	14
NL		23	3	6	4	12
AT		15	3	10	10	14
PL		20	7	16	11	9
PT		16	5	10	4	17
RO		12	4	13	10	14
SI		26	3	13	8	12
SK		17	3	12	8	9
FI		34	1	6	6	15
SE		36	1	3	6	7

**Eurobarometer Special 555**  
**Europeans' attitudes towards EU energy policy**





























QA8a: On which of the following culture related topics do you think the European Union and its Member States should work more closely together? Firstly? (%)

		Strengthening Europe's cultural and creative sectors and industries to compete globally	Making arts and culture more accessible to everyone	Increasing funding for arts, culture, and creative industries	Protecting artistic freedom and cultural rights
EU27		6	13	5	8
BE		4	17	7	9
BG		7	12	9	6
CZ		8	14	5	5
DK		5	17	3	16
DE		6	4	5	12
EE		6	16	7	5
IE		5	12	8	3
EL		7	12	7	7
ES		7	16	4	5
FR		4	18	5	9
HR		6	12	8	7
IT		6	12	5	6
CY		2	7	7	2
LV		2	11	8	3
LT		5	12	4	4
LU		4	13	3	12
HU		6	12	4	5
MT		3	5	5	2
NL		2	22	5	18
AT		8	5	6	10
PL		6	11	4	5
PT		4	21	6	5
RO		8	13	8	6
SI		4	12	3	4
SK		8	17	6	7
FI		3	12	5	8
SE		3	9	4	26































**Eurobarometer Special 555**  
**Europeans' attitudes towards EU energy policy**

QA8a: On which of the following culture related topics do you think the European Union and its Member States should work more closely together? Firstly? (%)

		Promoting cultural heritage and the arts in rural and remote areas	Other (SPONTANEOUS)	None (SPONTANEOUS)	Don't know
EU27		5	0	2	3
BE		2	0	1	1
BG		8	0	1	4
CZ		7	0	4	4
DK		3	0	2	3
DE		5	1	2	3
EE		6	1	2	4
IE		3	0	1	3
EL		6	0	1	0
ES		4	0	2	4
FR		5	0	1	2
HR		7	0	0	2
IT		3	0	1	1
CY		5	0	1	5
LV		8	1	1	7
LT		7	1	2	7
LU		4	0	0	1
HU		6	0	0	1
MT		2	0	0	0
NL		3	0	1	1
AT		7	1	6	5
PL		6	0	2	3
PT		6	0	1	5
RO		7	1	1	3
SI		9	0	2	4
SK		12	0	0	1
FI		5	0	1	4
SE		3	0	1	1





























**Eurobarometer Special 555**  
**Europeans' attitudes towards EU energy policy**

QA8b: And then? (MULTIPLE ANSWERS POSSIBLE) (%)

		Making arts and culture more accessible to everyone	Protecting artistic freedom and cultural rights	Ensuring artists and cultural workers have fair pay and good working conditions	Protecting cultural heritage sites during wars, natural disasters, or climate change	Promoting cultural heritage and the arts in rural and remote areas	Increasing funding for arts, culture, and creative industries	Supporting artists and cultural workers to gain new skills for a changing world and business environment
EU27		39	36	35	29	28	26	25
BE		40	28	32	20	16	19	19
BG		46	36	37	32	36	33	27
CZ		35	32	21	32	31	21	20
DK		43	48	29	40	28	19	16
DE		26	42	38	32	31	27	22
EE		43	29	30	27	39	32	23
IE		42	30	39	26	29	43	33
EL		54	51	46	46	48	44	39
ES		47	34	32	23	27	27	25
FR		46	41	36	31	29	22	24
HR		44	35	39	32	32	33	36
IT		44	34	37	28	26	32	32
CY		48	47	52	42	44	48	45
LV		28	15	23	12	23	23	16
LT		40	23	37	27	34	27	19
LU		36	33	34	22	22	21	19
HU		44	30	40	28	30	28	28
MT		25	23	38	25	31	26	34
NL		46	45	32	36	25	18	14
AT		31	38	41	36	32	27	29
PL		25	18	26	20	16	14	27
PT		51	42	36	28	44	39	24
RO		35	27	32	22	23	27	23
SI		34	25	27	18	33	20	17
SK		42	34	29	39	48	29	33
FI		35	30	34	35	31	18	18
SE		39	48	34	52	37	23	14





























**Eurobarometer Special 555**  
**Europeans' attitudes towards EU energy policy**

QA8b: And then? (MULTIPLE ANSWERS POSSIBLE) (%)

		Helping artists and cultural organisations collaborate across borders.	Strengthening Europe's cultural and creative sectors and industries to compete globally	Helping the arts and culture sector(s) benefit from Artificial Intelligence	None (SPONTANEOUS)	Don't know	Other (SPONTANEOUS)
EU27		25	22	13	1	1	0
BE		22	18	10	2	1	0
BG		27	28	18	0	1	0
CZ		17	22	11	1	1	0
DK		23	20	5	3	2	1
DE		31	24	10	1	1	1
EE		25	24	15	1	4	1
IE		27	27	21	1	1	0
EL		29	32	27	0	0	0
ES		20	22	13	2	3	0
FR		24	17	11	3	3	0
HR		31	28	22	0	0	0
IT		27	27	16	0	1	0
CY		32	32	22	0	0	0
LV		17	11	5	3	8	1
LT		23	20	9	1	2	0
LU		21	15	12	2	1	1
HU		33	30	23	0	1	0
MT		27	24	15	1	0	0
NL		26	10	7	4	0	1
AT		30	32	26	2	2	1
PL		21	22	13	0	0	0
PT		20	24	14	0	3	0
RO		24	26	11	1	0	0
SI		20	16	8	3	1	1
SK		31	28	13	1	1	0
FI		19	10	4	4	4	0
SE		33	18	6	6	0	0





























**Eurobarometer Special 555**  
**Europeans' attitudes towards EU energy policy**

QA8ab: On which of the following culture related topics do you think the European Union and its Member States should work more closely together? Firstly? And then? (MULTIPLE ANSWERS POSSIBLE) (%)

		Increasing funding for arts, culture, and creative industries	Strengthening Europe's cultural and creative sectors and industries to compete globally	Helping the arts and culture sector(s) benefit from Artificial Intelligence	Don't know	None (SPONTANEOUS)	Other (SPONTANEOUS)
EU27		29	26	16	3	2	0
BE		24	21	14	1	1	0
BG		38	32	22	4	1	0
CZ		23	27	13	4	4	0
DK		21	23	7	3	2	1
DE		29	27	14	3	2	1
EE		35	27	18	4	2	2
IE		46	30	25	3	0	0
EL		47	36	33	0	0	0
ES		29	26	16	4	1	0
FR		25	19	13	2	1	0
HR		38	32	24	2	0	0
IT		35	31	21	1	1	0
CY		48	32	24	5	1	0
LV		27	12	9	8	1	2
LT		28	22	11	7	2	1
LU		23	18	17	1	0	1
HU		30	33	25	1	0	0
MT		29	26	27	0	0	0
NL		22	12	10	1	1	1
AT		28	34	25	5	6	2
PL		16	26	18	3	2	0
PT		40	26	17	5	1	0
RO		31	31	13	3	1	1
SI		21	18	10	3	2	1
SK		33	33	16	1	0	0
FI		21	12	5	4	1	1
SE		26	20	7	1	1	0





























**Eurobarometer Special 555**  
**Europeans' attitudes towards EU energy policy**

QA8ab: On which of the following culture related topics do you think the European Union and its Member States should work more closely together? Firstly? And then? (MULTIPLE ANSWERS POSSIBLE) (%)

		Making arts and culture more accessible to everyone	Protecting cultural heritage sites during wars, natural disasters, or climate change	Ensuring artists and cultural workers have fair pay and good working conditions	Protecting artistic freedom and cultural rights	Supporting artists and cultural workers to gain new skills for a changing world and business environment	Helping artists and cultural organisations collaborate across borders	Promoting cultural heritage and the arts in rural and remote areas
EU27		45	43	42	40	33	31	31
BE		49	32	45	34	26	29	17
BG		51	42	43	38	35	30	39
CZ		41	47	26	33	26	21	33
DK		51	56	34	54	17	26	28
DE		28	43	47	46	28	37	32
EE		50	40	36	31	30	29	41
IE		48	38	51	31	41	32	30
EL		59	55	53	54	48	33	51
ES		53	38	40	35	32	24	28
FR		54	46	43	45	32	27	32
HR		50	43	47	39	44	37	36
IT		50	42	44	37	43	33	28
CY		49	57	56	45	52	34	45
LV		34	28	32	16	26	23	27
LT		44	40	43	24	25	28	36
LU		44	38	44	40	28	29	25
HU		50	40	46	33	43	40	33
MT		28	49	47	25	45	31	33
NL		57	50	39	54	19	28	26
AT		31	42	45	40	32	34	33
PL		33	35	32	22	37	28	20
PT		59	38	44	43	30	22	45
RO		42	30	40	30	32	30	28
SI		39	38	35	27	27	25	37
SK		52	49	35	38	41	36	54
FI		41	55	43	35	21	23	33
SE		44	68	38	61	16	36	38





























**Eurobarometer Special 555**  
**Europeans' attitudes towards EU energy policy**

QA9.1: How important do you think that cultural heritage is...? - For you personally (%)

		Very important		Fairly important		Not very important		Not at all important		Don't know		Total 'Important'		Total 'Not important'	
		Feb/Mar 2025	Diff. Feb/Mar 2025 - Sep/Oct 2017	Feb/Mar 2025	Diff. Feb/Mar 2025 - Sep/Oct 2017	Feb/Mar 2025	Diff. Feb/Mar 2025 - Sep/Oct 2017	Feb/Mar 2025	Diff. Feb/Mar 2025 - Sep/Oct 2017	Feb/Mar 2025	Diff. Feb/Mar 2025 - Sep/Oct 2017	Feb/Mar 2025	Diff. Feb/Mar 2025 - Sep/Oct 2017	Feb/Mar 2025	Diff. Feb/Mar 2025 - Sep/Oct 2017
EU27		40	-2	47	5	11	-1	2	-1	0	-1	87	3	13	-2
BE		42	10	46	1	11	-7	1	-4	0	0	88	11	12	-11
BG		53	0	36	2	8	0	2	-1	1	-1	89	2	10	-1
CZ		47	10	37	-8	12	-2	3	0	1	0	84	2	15	-2
DK		50	10	38	-5	10	-4	1	-1	1	0	88	5	11	-5
DE		31	-7	47	5	18	3	3	-1	1	0	78	-2	21	2
EE		42	5	42	-5	13	0	2	0	1	0	84	0	15	0
IE		60	11	32	-2	6	-6	1	-2	1	-1	92	9	7	-8
EL		58	-7	36	6	4	0	2	1	0	0	94	-1	6	1
ES		53	13	40	-3	6	-8	1	-1	0	-1	93	10	7	-9
FR		46	1	45	4	7	-3	2	-1	0	-1	91	5	9	-4
HR		33	-3	50	10	14	-3	3	-4	0	0	83	7	17	-7
IT		38	-4	52	8	9	0	1	-2	0	-2	90	4	10	-2
CY		69	2	23	-5	6	2	2	1	0	0	92	-3	8	3
LV		37	8	46	-5	14	-1	1	-2	2	0	83	3	15	-3
LT		40	5	43	-1	14	-3	2	-1	1	0	83	4	16	-4
LU		63	17	31	-10	4	-6	1	-1	1	0	94	7	5	-7
HU		41	13	49	1	9	-9	1	-4	0	-1	90	14	10	-13
MT		55	0	32	1	12	3	1	-3	0	-1	87	1	13	0
NL		46	12	43	-1	10	-10	1	-1	0	0	89	11	11	-11
AT		32	3	42	3	16	-7	9	1	1	0	74	6	25	-6
PL		23	-12	63	14	12	2	2	-2	0	-2	86	2	14	0
PT		40	1	49	7	9	-9	1	0	1	1	89	8	10	-9
RO		26	-13	50	7	21	7	3	0	0	-1	76	-6	24	7
SI		57	20	34	-5	8	-11	1	-4	0	0	91	15	9	-15
SK		49	15	42	3	8	-10	1	-4	0	-4	91	18	9	-14
FI		49	18	42	-9	7	-9	2	0	0	0	91	9	9	-9
SE		46	4	41	-4	11	1	2	-1	0	0	87	0	13	0





























**Eurobarometer Special 555**  
**Europeans' attitudes towards EU energy policy**

QA9.2: How important do you think that cultural heritage is...? - For your local community (%)

		Very important		Fairly important		Not very important		Not at all important		Don't know		Total 'Important'		Total 'Not important'	
		Feb/Mar 2025	Diff. Feb/Mar 2025 - Sep/Oct 2017	Feb/Mar 2025	Diff. Feb/Mar 2025 - Sep/Oct 2017	Feb/Mar 2025	Diff. Feb/Mar 2025 - Sep/Oct 2017	Feb/Mar 2025	Diff. Feb/Mar 2025 - Sep/Oct 2017	Feb/Mar 2025	Diff. Feb/Mar 2025 - Sep/Oct 2017	Feb/Mar 2025	Diff. Feb/Mar 2025 - Sep/Oct 2017	Feb/Mar 2025	Diff. Feb/Mar 2025 - Sep/Oct 2017
EU27		40	0	47	3	10	0	1	-1	2	-2	87	3	11	-1
BE		37	5	52	5	10	-7	1	-2	0	-1	89	10	11	-9
BG		53	3	34	-1	8	1	3	0	2	-3	87	2	11	1
CZ		37	11	44	-7	13	-2	3	1	3	-3	81	4	16	-1
DK		48	4	39	-4	10	1	1	0	2	-1	87	0	11	1
DE		30	-6	52	7	14	2	2	0	2	-3	82	1	16	2
EE		33	1	53	3	9	0	1	0	4	-4	86	4	10	0
IE		62	10	33	-5	3	-3	1	0	1	-2	95	5	4	-3
EL		57	-9	37	11	4	-2	1	1	1	-1	94	2	5	-1
ES		53	14	40	-8	5	-4	1	0	1	-2	93	6	6	-4
FR		40	3	46	0	9	0	2	-1	3	-2	86	3	11	-1
HR		40	-3	49	8	9	-2	2	-2	0	-1	89	5	11	-4
IT		44	0	48	6	7	0	1	-1	0	-5	92	6	8	-1
CY		71	3	21	-6	6	2	0	0	2	1	92	-3	6	2
LV		29	8	54	-5	9	-4	1	0	7	1	83	3	10	-4
LT		35	8	48	0	9	-3	1	-1	7	-4	83	8	10	-4
LU		53	14	39	-10	5	-2	1	-1	2	-1	92	4	6	-3
HU		47	14	45	-4	6	-4	1	-2	1	-4	92	10	7	-6
MT		55	-1	38	5	6	-1	0	-2	1	-1	93	4	6	-3
NL		44	4	45	-2	10	-1	1	-1	0	0	89	2	11	-2
AT		39	4	41	-3	11	-3	6	3	3	-1	80	1	17	0
PL		26	-4	60	10	11	2	1	-2	2	-6	86	6	12	0
PT		43	2	49	-1	5	-2	0	0	3	1	92	1	5	-2
RO		31	-8	48	9	15	-1	3	0	3	0	79	1	18	-1
SI		55	12	38	-6	5	-5	1	-1	1	0	93	6	6	-6
SK		48	15	42	-3	7	-4	1	-2	2	-6	90	12	8	-6
FI		39	15	51	-4	7	-6	1	1	2	-6	90	11	8	-5
SE		49	0	43	2	7	-1	0	-1	1	0	92	2	7	-2

**Eurobarometer Special 555**  
**Europeans' attitudes towards EU energy policy**





























QA9.3: How important do you think that cultural heritage is...? - For your region  
(%)

		Very important		Fairly important		Not very important		Not at all important		Don't know		Total 'Important'		Total 'Not important'	
		Feb/Mar 2025	Diff. Feb/Mar 2025 - Sep/Oct 2017	Feb/Mar 2025	Diff. Feb/Mar 2025 - Sep/Oct 2017	Feb/Mar 2025	Diff. Feb/Mar 2025 - Sep/Oct 2017	Feb/Mar 2025	Diff. Feb/Mar 2025 - Sep/Oct 2017	Feb/Mar 2025	Diff. Feb/Mar 2025 - Sep/Oct 2017	Feb/Mar 2025	Diff. Feb/Mar 2025 - Sep/Oct 2017	Feb/Mar 2025	Diff. Feb/Mar 2025 - Sep/Oct 2017
EU27		43	1	46	1	8	1	1	-1	2	-2	89	2	9	0
BE		39	4	48	-3	12	0	1	-1	0	0	87	1	13	-1
BG		54	0	33	1	8	1	3	1	2	-3	87	1	11	2
CZ		45	4	41	-7	10	4	2	0	2	-1	86	-3	12	4
DK		48	4	39	-1	8	-1	2	-1	3	-1	87	3	10	-2
DE		34	-6	53	7	10	3	1	-1	2	-3	87	1	11	2
EE		34	-2	54	5	8	0	1	0	3	-3	88	3	9	0
IE		66	13	29	-8	3	-3	1	0	1	-2	95	5	4	-3
EL		59	-8	34	8	5	-1	1	1	1	0	93	0	6	0
ES		57	16	38	-10	4	-3	0	-1	1	-2	95	6	4	-4
FR		46	2	45	0	6	1	1	-1	2	-2	91	2	7	0
HR		42	-1	48	5	8	0	2	-2	0	-2	90	4	10	-2
IT		49	7	45	-1	5	-1	1	-1	0	-4	94	6	6	-2
CY		70	2	21	-5	6	1	1	1	2	1	91	-3	7	2
LV		35	5	53	-3	7	0	0	-1	5	-1	88	2	7	-1
LT		37	6	51	-3	5	-1	0	-1	7	-1	88	3	5	-2
LU		54	11	39	-8	6	0	0	-1	1	-2	93	3		
HU		46	17	45	-5	6	-7	1	-1	2	-4	91	12	7	-8
MT		54	-6	34	3	6	2	5	3	1	-2	88	-3	11	5
NL		43	5	48	-3	8	-2	1	0	0	0	91	2	9	-2
AT		41	2	42	-4	9	0	5	3	3	-1	83	-2	14	3
PL		27	-5	60	7	10	3	1	-1	2	-4	87	2	11	2
PT		51	6	44	-5	4	-1	0	0	1	0	95	1	4	-1
RO		30	-10	49	12	15	-1	3	0	3	-1	79	2	18	-1
SI		56	11	38	-7	5	-3	0	-1	1	0	94	4	5	-4
SK		54	14	39	-4	5	-3	0	-2	2	-5	93	10	5	-5
FI		39	11	50	-4	7	-5	1	0	3	-2	89	7	8	-5
SE		48	-1	45	3	5	-2	1	0	1	0	93	2	6	-2































**Eurobarometer Special 555**  
**Europeans' attitudes towards EU energy policy**

QA9.4: How important do you think that cultural heritage is...? - For (OUR COUNTRY) (%)

		Very important		Fairly important		Not very important		Not at all important		Don't know		Total 'Important'		Total 'Not important'	
		Feb/Mar 2025	Diff. Feb/Mar 2025 - Sep/Oct 2017	Feb/Mar 2025	Diff. Feb/Mar 2025 - Sep/Oct 2017	Feb/Mar 2025	Diff. Feb/Mar 2025 - Sep/Oct 2017	Feb/Mar 2025	Diff. Feb/Mar 2025 - Sep/Oct 2017	Feb/Mar 2025	Diff. Feb/Mar 2025 - Sep/Oct 2017	Feb/Mar 2025	Diff. Feb/Mar 2025 - Sep/Oct 2017	Feb/Mar 2025	Diff. Feb/Mar 2025 - Sep/Oct 2017
EU27		53	2	39	-1	6	1	1	0	1	-2	92	1	7	1
BE		46	7	45	-3	8	-2	1	-1	0	-1	91	4	9	-3
BG		67	4	27	-1	3	-1	1	-1	2	-1	94	3	4	-2
CZ		54	3	34	-7	8	3	2	1	2	0	88	-4	10	4
DK		67	3	29	-1	2	-1	0	-1	2	0	96	2	2	-2
DE		43	-9	47	6	7	2	1	1	2	0	90	-3	8	3
EE		53	0	40	-1	5	3	1	0	1	-2	93	-1	6	3
IE		71	11	26	-7	1	-3	1	0	1	-1	97	4	2	-3
EL		72	-5	25	5	2	0	1	1	0	-1	97	0	3	1
ES		62	17	33	-13	3	-2	1	0	1	-2	95	4	4	-2
FR		57	4	36	-2	5	0	1	-1	1	-1	93	2	6	-1
HR		47	-3	46	5	5	-1	1	-1	1	0	93	2	6	-2
IT		58	12	36	-5	5	-1	1	-2	0	-4	94	7	6	-3
CY		78	3	15	-6	4	1	1	0	2	2	93	-3	5	1
LV		52	5	41	-2	4	-1	1	0	2	-2	93	3	5	-1
LT		53	7	41	-3	2	-1	0	-2	4	-1	94	4		
LU		65	11	31	-9	2	-1	0	-1	2	0	96	2		
HU		53	18	38	-13	7	-1	1	-1	1	-3	91	5	8	-2
MT		76	3	16	-5	5	2	2	1	1	-1	92	-2	7	3
NL		57	5	38	-6	5	2	0	-1	0	0	95	-1	5	1
AT		51	0	36	-5	6	1	5	3	2	1	87	-5	11	4
PL		37	-4	52	4	8	2	2	1	1	-3	89	0	10	3
PT		61	12	35	-12	3	0	0	0	1	0	96	0	3	0
RO		38	-5	39	4	15	0	5	2	3	-1	77	-1	20	2
SI		64	12	32	-8	3	-3	0	-1	1	0	96	4	3	-4
SK		62	15	33	-8	3	-2	0	-1	2	-4	95	7	3	-3
FI		66	14	31	-11	2	-3	0	0	1	0	97	3	2	-3
SE		63	3	33	-3	3	0	0	-1	1	1	96	0	3	-1





























**Eurobarometer Special 555**  
**Europeans' attitudes towards EU energy policy**

QA9.5: How important do you think that cultural heritage is...? - For the European Union (%)

		Very important		Fairly important		Not very important		Not at all important		Don't know		Total 'Important'		Total 'Not important'	
		Feb/Mar 2025	Diff. Feb/Mar 2025 - Sep/Oct 2017	Feb/Mar 2025	Diff. Feb/Mar 2025 - Sep/Oct 2017	Feb/Mar 2025	Diff. Feb/Mar 2025 - Sep/Oct 2017	Feb/Mar 2025	Diff. Feb/Mar 2025 - Sep/Oct 2017	Feb/Mar 2025	Diff. Feb/Mar 2025 - Sep/Oct 2017	Feb/Mar 2025	Diff. Feb/Mar 2025 - Sep/Oct 2017	Feb/Mar 2025	Diff. Feb/Mar 2025 - Sep/Oct 2017
EU27		44	5	42	1	8	-2	2	-2	4	-2	86	6	10	-4
BE		42	9	46	-1	9	-6	2	-1	1	-1	88	8	11	-7
BG		57	9	29	-2	5	-1	2	-1	7	-5	86	7	7	-2
CZ		45	15	37	-5	10	-5	4	-2	4	-3	82	10	14	-7
DK		51	10	37	-2	7	-4	1	-2	4	-2	88	8	8	-6
DE		37	-4	47	5	11	1	1	-1	4	-1	84	1	12	0
EE		31	0	43	0	13	3	4	1	9	-4	74	0	17	4
IE		63	13	29	-6	3	-5	2	-1	3	-1	92	7	5	-6
EL		54	-1	38	8	5	-4	1	-1	2	-2	92	7	6	-5
ES		57	17	35	-9	4	-4	1	-1	3	-3	92	8	5	-5
FR		43	5	39	1	9	-1	4	-2	5	-3	82	6	13	-3
HR		40	-1	49	6	7	-2	2	-2	2	-1	89	5	9	-4
IT		48	15	44	-1	6	-3	1	-5	1	-6	92	14	7	-8
CY		72	11	18	-7	6	-3	1	-1	3	0	90	4	7	-4
LV		33	12	47	5	9	-10	2	-4	9	-3	80	17	11	-14
LT		44	9	43	-5	3	-3	1	-2	9	1	87	4	4	-5
LU		61	19	34	-11	2	-4	1	-2	2	-2	95	8	3	-6
HU		40	15	45	-2	9	-6	2	-3	4	-4	85	13	11	-9
MT		63	7	22	-7	9	1	2	0	4	-1	85	0	11	1
NL		47	7	41	0	9	-5	2	-1	1	-1	88	7	11	-6
AT		43	4	37	-4	9	-3	7	3	4	0	80	0	16	0
PL		27	-3	59	8	9	-1	2	0	3	-4	86	5	11	-1
PT		53	16	39	-10	5	-2	1	0	2	-4	92	6	6	-2
RO		31	-8	42	7	16	1	5	1	6	-1	73	-1	21	2
SI		55	12	37	-5	5	-5	1	-1	2	-1	92	7	6	-6
SK		50	15	39	-2	5	-5	2	-1	4	-7	89	13	7	-6
FI		42	10	44	1	7	-7	2	-2	5	-2	86	11	9	-9
SE		53	4	36	0	7	-3	2	0	2	-1	89	4	9	-3





























**Eurobarometer Special 555**  
**Europeans' attitudes towards EU energy policy**

QA10.1: To what extent do you agree or disagree with the following statements about Europe's cultural heritage. - Living close to places related to Europe's cultural heritage can improve people's quality of life (%)

		Totally agree		Tend to agree		Tend to disagree		Totally disagree		Don't know		Total 'Agree'		Total 'Disagree'	
		Feb/Mar 2025	Diff. Feb/Mar 2025 - Sep/Oct 2017	Feb/Mar 2025	Diff. Feb/Mar 2025 - Sep/Oct 2017	Feb/Mar 2025	Diff. Feb/Mar 2025 - Sep/Oct 2017	Feb/Mar 2025	Diff. Feb/Mar 2025 - Sep/Oct 2017	Feb/Mar 2025	Diff. Feb/Mar 2025 - Sep/Oct 2017	Feb/Mar 2025	Diff. Feb/Mar 2025 - Sep/Oct 2017	Feb/Mar 2025	Diff. Feb/Mar 2025 - Sep/Oct 2017
EU27		28	2	54	9	12	-4	3	-3	3	-4	82	11	15	-7
BE		19	4	57	9	19	-8	3	-5	2	0	76	13	22	-13
BG		36	2	43	4	13	2	4	-4	4	-4	79	6	17	-2
CZ		28	6	53	3	12	-8	3	1	4	-2	81	9	15	-7
DK		22	1	52	12	15	-4	5	-5	6	-4	74	13	20	-9
DE		27	3	56	7	11	-7	2	-2	4	-1	83	10	13	-9
EE		18	-1	53	9	20	2	4	-2	5	-8	71	8	24	0
IE		50	18	39	-8	5	-5	1	-2	5	-3	89	10	6	-7
EL		34	-2	52	10	8	-6	4	-1	2	-1	86	8	12	-7
ES		39	8	43	-5	11	-1	4	1	3	-3	82	3	15	0
FR		24	6	51	11	16	-6	5	-7	4	-4	75	17	21	-13
HR		31	-1	54	6	11	-2	2	-3	2	0	85	5	13	-5
IT		32	1	57	12	8	-6	1	-2	2	-5	89	13	9	-8
CY		43	11	41	3	12	-5	1	-7	3	-2	84	14	13	-12
LV		30	5	48	7	11	-9	3	-4	8	1	78	12	14	-13
LT		24	5	50	1	16	-3	4	-2	6	-1	74	6	20	-5
LU		33	14	51	7	11	-12	2	-4	3	-5	84	21	13	-16
HU		33	3	54	10	10	-4	1	-5	2	-4	87	13	11	-9
MT		37	5	43	-1	18	5	2	-3	0	-6	80	4	20	2
NL		20	7	56	13	20	-7	2	-8	2	-5	76	20	22	-15
AT		23	0	52	7	13	-6	7	-1	5	0	75	7	20	-7
PL		18	-11	66	14	12	1	1	-1	3	-3	84	3	13	0
PT		32	5	61	9	5	-8	0	-1	2	-5	93	14	5	-9
RO		25	-7	57	12	13	0	2	-1	3	-4	82	5	15	-1
SI		34	2	46	2	15	0	3	-3	2	-1	80	4	18	-3
SK		36	10	51	5	9	-4	2	-2	2	-9	87	15	11	-6
FI		23	9	56	8	14	-9	2	-6	5	-2	79	17	16	-15
SE		29	2	54	6	10	-2	4	-2	3	-4	83	8	14	-4




























**Eurobarometer Special 555**  
**Europeans' attitudes towards EU energy policy**

QA10.2: To what extent do you agree or disagree with the following statements about Europe's cultural heritage. - Living close to places related to Europe's cultural heritage can give people a sense of belonging to Europe (%)

		Totally agree		Tend to agree		Tend to disagree		Totally disagree		Don't know		Total 'Agree'		Total 'Disagree'	
		Feb/Mar 2025	Diff. Feb/Mar 2025 - Sep/Oct 2017	Feb/Mar 2025	Diff. Feb/Mar 2025 - Sep/Oct 2017	Feb/Mar 2025	Diff. Feb/Mar 2025 - Sep/Oct 2017	Feb/Mar 2025	Diff. Feb/Mar 2025 - Sep/Oct 2017	Feb/Mar 2025	Diff. Feb/Mar 2025 - Sep/Oct 2017	Feb/Mar 2025	Diff. Feb/Mar 2025 - Sep/Oct 2017	Feb/Mar 2025	Diff. Feb/Mar 2025 - Sep/Oct 2017
EU27		28	2	51	7	14	-3	4	-3	3	-3	79	9	18	-6
BE		21	2	55	4	20	-2	3	-3	1	-1	76	6	23	-5
BG		31	-4	44	5	14	4	6	-2	5	-3	75	1	20	2
CZ		26	7	51	4	15	-6	3	-2	5	-3	77	11	18	-8
DK		33	9	48	5	11	-5	3	-5	5	-4	81	14	14	-10
DE		25	-3	55	11	14	-4	2	-3	4	-1	80	8	16	-7
EE		19	1	47	3	20	4	7	-1	7	-7	66	4	27	3
IE		47	15	42	-3	6	-5	2	-2	3	-5	89	12	8	-7
EL		29	1	51	14	13	-9	5	-6	2	0	80	15	18	-15
ES		39	8	42	-1	11	-3	4	-1	4	-3	81	7	15	-4
FR		21	3	45	4	20	-1	9	-4	5	-2	66	7	29	-5
HR		29	2	51	5	16	-3	2	-4	2	0	80	7	18	-7
IT		33	6	54	12	9	-9	2	-3	2	-6	87	18	11	-12
CY		34	6	42	3	17	0	4	-9	3	0	76	9	21	-9
LV		27	2	46	4	13	-5	5	-2	9	1	73	6	18	-7
LT		23	8	47	-7	17	2	4	-4	9	1	70	1	21	-2
LU		34	16	48	0	11	-8	3	-4	4	-4	82	16	14	-12
HU		32	4	50	3	14	-1	2	-3	2	-3	82	7	16	-4
MT		33	1	44	-3	19	12	3	-2	1	-8	77	-2	22	10
NL		20	6	50	6	23	0	5	-8	2	-4	70	12	28	-8
AT		31	9	42	-2	14	-6	8	0	5	-1	73	7	22	-6
PL		21	-10	64	14	11	0	1	-1	3	-3	85	4	12	-1
PT		32	8	57	9	7	-12	1	-1	3	-4	89	17	8	-13
RO		23	-8	52	10	18	4	4	-1	3	-5	75	2	22	3
SI		28	-2	49	6	15	-3	5	-1	3	0	77	4	20	-4
SK		31	5	53	6	10	-4	3	0	3	-7	84	11	13	-4
FI		28	10	51	0	14	-4	2	-5	5	-1	79	10	16	-9
SE		34	4	50	2	10	0	3	-3	3	-3	84	6	13	-3





























**Eurobarometer Special 555**  
**Europeans' attitudes towards EU energy policy**

QA11.1: For each of the following statements, please tell me whether you totally agree, tend to agree, tend to disagree or totally disagree? - Culture and cultural exchanges should have a very important place in the EU so that citizens from different Member States can learn more from each other and feel more European (%)

		Totally agree		Tend to agree		Tend to disagree		Totally disagree		Don't know		Total 'Agree'		Total 'Disagree'	
		Feb/Mar 2025	Diff. Feb/Mar 2025 - Sep/Oct 2017	Feb/Mar 2025	Diff. Feb/Mar 2025 - Sep/Oct 2017	Feb/Mar 2025	Diff. Feb/Mar 2025 - Sep/Oct 2017	Feb/Mar 2025	Diff. Feb/Mar 2025 - Sep/Oct 2017	Feb/Mar 2025	Diff. Feb/Mar 2025 - Sep/Oct 2017	Feb/Mar 2025	Diff. Feb/Mar 2025 - Sep/Oct 2017	Feb/Mar 2025	Diff. Feb/Mar 2025 - Sep/Oct 2017
EU27		34	-4	53	7	9	1	2	0	2	-4	87	3	11	1
BE		29	-3	54	1	14	1	2	1	1	0	83	-2	16	2
BG		38	-6	50	7	6	3	2	0	4	-4	88	1	8	3
CZ		27	-1	55	4	13	0	2	0	3	-3	82	3	15	0
DK		30	-5	51	10	12	-2	3	-1	4	-2	81	5	15	-3
DE		38	-6	50	6	7	1	2	0	3	-1	88	0	9	1
EE		29	-11	55	8	9	5	3	2	4	-4	84	-3	12	7
IE		54	8	39	-3	4	-1	1	1	2	-5	93	5	5	0
EL		39	0	53	3	5	-2	2	0	1	-1	92	3	7	-2
ES		46	2	45	3	6	1	1	1	2	-7	91	5	7	2
FR		30	-3	53	6	11	1	2	-2	4	-2	83	3	13	-1
HR		29	-13	61	16	7	1	1	-2	2	-2	90	3	8	-1
IT		33	2	58	8	7	-1	1	-1	1	-8	91	10	8	-2
CY		61	3	30	-4	6	3	1	-1	2	-1	91	-1	7	2
LV		39	-6	47	4	7	2	2	0	5	0	86	-2	9	2
LT		34	-6	52	5	8	2	1	0	5	-1	86	-1	9	2
LU		45	10	47	-6	5	-3	2	1	1	-2	92	4	7	-2
HU		40	0	54	7	5	-3	1	-1	0	-3	94	7	6	-4
MT		61	13	33	-6	5	2	1	-2	0	-7	94	7	6	0
NL		29	-2	49	4	16	0	4	-1	2	-1	78	2	20	-1
AT		32	-5	49	4	11	-1	6	3	2	-1	81	-1	17	2
PL		21	-18	67	18	8	1	1	0	3	-1	88	0	9	1
PT		30	-1	63	9	2	-4	0	0	5	-4	93	8	2	-4
RO		31	-11	55	14	11	0	2	1	1	-4	86	3	13	1
SI		39	-6	48	6	10	1	2	-1	1	0	87	0	12	0
SK		42	12	48	-3	7	0	1	0	2	-9	90	9	8	0
FI		40	7	47	-3	9	-2	1	-1	3	-1	87	4	10	-3
SE		34	-6	48	4	15	5	2	-1	1	-2	82	-2	17	4





























**Eurobarometer Special 555**  
**Europeans' attitudes towards EU energy policy**

QA11.2: For each of the following statements, please tell me whether you totally agree, tend to agree, tend to disagree or totally disagree? - Culture and cultural exchanges can play an important role in developing greater understanding and tolerance in the world, even where there are conflicts or tensions (%)

		Totally agree		Tend to agree		Tend to disagree		Totally disagree		Don't know		Total 'Agree'		Total 'Disagree'	
		Feb/Mar 2025	Diff. Feb/Mar 2025 - Sep/Oct 2017	Feb/Mar 2025	Diff. Feb/Mar 2025 - Sep/Oct 2017	Feb/Mar 2025	Diff. Feb/Mar 2025 - Sep/Oct 2017	Feb/Mar 2025	Diff. Feb/Mar 2025 - Sep/Oct 2017	Feb/Mar 2025	Diff. Feb/Mar 2025 - Sep/Oct 2017	Feb/Mar 2025	Diff. Feb/Mar 2025 - Sep/Oct 2017	Feb/Mar 2025	Diff. Feb/Mar 2025 - Sep/Oct 2017
EU27		37	-1	50	6	10	1	1	-2	2	-4	87	5	11	-1
BE		35	3	47	-5	14	2	3	0	1	0	82	-2	17	2
BG		32	-7	50	9	9	2	3	-1	6	-3	82	2	12	1
CZ		28	8	50	4	16	-6	3	-2	3	-4	78	12	19	-8
DK		47	-2	41	4	7	0	2	-1	3	-1	88	2	9	-1
DE		37	-9	50	11	9	2	2	-1	2	-3	87	2	11	1
EE		32	-7	52	10	11	2	2	-1	3	-4	84	3	13	1
IE		54	7	39	-2	4	0	1	0	2	-5	93	5	5	0
EL		35	1	52	1	8	-1	2	-1	3	0	87	2	10	-2
ES		47	7	43	2	6	0	1	-1	3	-8	90	9	7	-1
FR		37	2	47	1	11	2	2	-3	3	-2	84	3	13	-1
HR		26	-14	60	14	10	4	1	-2	3	-2	86	0	11	2
IT		32	4	58	10	9	-3	0	-3	1	-8	90	14	9	-6
CY		52	0	34	2	8	3	2	-2	4	-3	86	2	10	1
LV		39	-2	45	6	8	-2	2	-1	6	-1	84	4	10	-3
LT		35	-2	48	1	10	3	2	0	5	-2	83	-1	12	3
LU		51	14	40	-7	5	-4	2	-1	2	-2	91	7	7	-5
HU		37	-1	52	7	9	-1	1	-2	1	-3	89	6	10	-3
MT		57	15	32	-7	8	1	2	-2	1	-7	89	8	10	-1
NL		47	-1	42	2	9	2	1	-3	1	0	89	1	10	-1
AT		40	4	41	-4	11	-2	6	2	2	0	81	0	17	0
PL		19	-16	64	13	13	6	1	-1	3	-2	83	-3	14	5
PT		33	4	56	1	4	-2	0	0	7	-3	89	5		
RO		24	-15	55	14	17	5	2	0	2	-4	79	-1	19	5
SI		41	-4	45	5	10	0	2	-1	2	0	86	1	12	-1
SK		38	13	53	3	6	-6	1	-2	2	-8	91	16	7	-8
FI		51	15	37	-12	7	-2	2	0	3	-1	88	3	9	-2
SE		68	3	28	1	3	-2	1	-1	0	-1	96	4	4	-3

**Eurobarometer Special 555**  
**Europeans' attitudes towards EU energy policy**





























QA11.3: For each of the following statements, please tell me whether you totally agree, tend to agree, tend to disagree or totally disagree? - The promotion of European cultures abroad is important for building peaceful, diplomatic relations between Europe and other countries (%)

		Totally agree	Tend to agree	Tend to disagree	Totally disagree	Don't know	Total 'Agree'	Total 'Disagree'
EU27		32	52	10	2	4	84	12
BE		27	51	18	3	1	78	21
BG		36	47	9	2	6	83	11
CZ		27	52	14	3	4	79	17
DK		41	41	11	2	5	82	13
DE		33	51	10	2	4	84	12
EE		32	51	11	3	3	83	14
IE		50	41	4	2	3	91	6
EL		32	56	8	2	2	88	10
ES		45	45	5	0	5	90	5
FR		32	49	10	3	6	81	13
HR		27	61	9	1	2	88	10
IT		29	60	8	1	2	89	9
CY		53	35	7	2	3	88	9
LV		41	48	5	2	4	89	7
LT		33	51	7	2	7	84	9
LU		46	45	5	2	2	91	7
HU		39	48	10	1	2	87	11
MT		52	37	7	3	1	89	10
NL		27	51	16	4	2	78	20
AT		32	46	13	6	3	78	19
PL		21	63	10	3	3	84	13
PT		31	57	5	0	7	88	5
RO		26	53	15	4	2	79	19
SI		36	48	12	2	2	84	14
SK		36	54	5	2	3	90	7
FI		36	46	12	1	5	82	13
SE		41	45	10	3	1	86	13



**Eurobarometer Special 555**  
**Europeans' attitudes towards EU energy policy**





























QA12: In your opinion, among the following issues, which are those that most create a feeling of community among EU citizens? (MAX. 3 ANSWERS) (%)

		History		Values		The rule of law		Sports		Economy		Culture	
		Feb/Mar 2025	Diff. Feb/Mar 2025 - Nov 2019	Feb/Mar 2025	Diff. Feb/Mar 2025 - Nov 2019	Feb/Mar 2025	Diff. Feb/Mar 2025 - Nov 2019	Feb/Mar 2025	Diff. Feb/Mar 2025 - Nov 2019	Feb/Mar 2025	Diff. Feb/Mar 2025 - Nov 2019	Feb/Mar 2025	Diff. Feb/Mar 2025 - Nov 2019
EU27		24	2	26	4	18	0	19	3	22	1	29	6
BE		23	1	28	4	13	1	21	0	23	2	28	3
BG		24	-1	26	0	13	1	12	5	17	2	25	1
CZ		31	2	27	3	12	-1	22	1	12	-4	31	3
DK		35	7	36	13	20	3	27	7	16	-2	31	3
DE		18	1	30	4	23	-4	20	3	24	2	29	8
EE		26	10	23	2	11	-1	18	0	20	-8	32	12
IE		25	7	21	-3	16	2	37	8	17	-9	32	4
EL		33	5	24	1	20	11	11	-8	38	8	41	5
ES		26	7	22	3	17	-2	20	5	22	-3	33	10
FR		30	4	24	2	16	2	23	2	19	5	27	-1
HR		20	3	16	4	13	-4	29	6	17	-13	23	3
IT		23	-1	25	3	19	5	14	2	26	4	31	8
CY		18	9	23	2	15	-5	21	-8	28	7	45	9
LV		22	9	17	5	7	-3	26	7	19	-3	39	11
LT		24	8	21	3	5	-1	30	-1	23	-2	36	5
LU		29	3	30	-1	16	-3	18	1	20	3	35	6
HU		29	4	13	-2	10	-3	18	3	25	3	25	3
MT		24	5	30	9	17	-7	15	-1	16	2	27	-4
NL		28	1	31	10	21	0	28	9	30	-1	28	7
AT		29	2	30	2	15	0	13	-2	18	0	21	-3
PL		20	1	22	4	18	3	10	-3	24	-3	23	2
PT		23	5	32	10	17	1	13	2	20	5	32	7
RO		15	3	15	0	14	-2	11	-4	18	0	20	5
SI		24	1	21	4	10	1	39	8	32	1	30	9
SK		26	3	21	5	12	-2	24	12	12	-4	32	6
FI		31	10	43	16	35	2	17	1	18	-2	27	5
SE		34	4	45	14	33	6	19	4	17	-2	29	5































**Eurobarometer Special 555**  
**Europeans' attitudes towards EU energy policy**

QA12: In your opinion, among the following issues, which are those that most create a feeling of community among EU citizens? (MAX. 3 ANSWERS) (%)

		Religion		Geography		Inventions, science and technology		Healthcare, education and pensions		Education		Care for the environment	
		Feb/Mar 2025	Diff. Feb/Mar 2025 - Nov 2019	Feb/Mar 2025	Diff. Feb/Mar 2025 - Nov 2019	Feb/Mar 2025	Diff. Feb/Mar 2025 - Nov 2019	Feb/Mar 2025	Diff. Feb/Mar 2025 - Nov 2019	Feb/Mar 2025	Diff. Feb/Mar 2025 - Nov 2019	Feb/Mar 2025	Diff. Feb/Mar 2025 - Nov 2019
EU27		10	2	15	-2	11	-1	12	1	17	1	13	-6
BE		10	2	9	-5	10	-1	15	-2	17	-2	13	-8
BG		14	2	28	-1	14	2	10	1	11	1	6	-4
CZ		7	0	11	-3	15	-3	14	1	7	-2	9	-14
DK		6	2	13	-2	16	-1	16	7	20	-6	21	-8
DE		7	0	11	-1	14	1	7	-1	19	0	15	-9
EE		7	3	15	-3	9	-2	9	2	19	2	9	-14
IE		6	-1	11	-4	8	-4	10	-1	19	-6	11	-2
EL		12	-1	23	-4	15	-2	10	5	19	5	4	-4
ES		7	4	15	1	7	3	13	0	21	2	7	-6
FR		10	3	18	-1	10	0	16	4	21	3	14	-8
HR		11	3	16	0	17	-1	13	3	16	-2	11	-4
IT		11	2	15	-4	12	1	12	4	12	0	15	2
CY		20	8	4	-5	9	-9	13	1	31	1	4	-11
LV		9	2	17	-15	10	-3	9	-2	22	-2	12	-9
LT		9	1	19	-4	17	-2	10	2	16	5	10	-6
LU		14	9	16	0	7	2	12	2	25	3	9	-9
HU		11	-1	21	1	12	0	18	1	8	-2	15	-3
MT		18	9	10	-10	9	2	22	13	22	5	13	-3
NL		7	3	25	-5	9	-12	10	4	14	5	16	-6
AT		20	9	20	-5	13	0	13	0	14	0	18	-2
PL		12	1	10	-4	9	-3	12	0	11	-2	11	-12
PT		6	1	17	0	9	-4	8	-1	13	-2	8	-8
RO		17	3	14	1	11	-3	17	-1	21	-1	8	-6
SI		10	1	15	-3	11	-3	8	2	15	-1	13	-4
SK		13	1	23	-10	10	-1	12	-4	20	9	12	-4
FI		7	2	17	-3	8	-3	13	0	18	-7	15	-9
SE		6	1	16	-10	10	-4	13	5	17	-1	16	-3

**Eurobarometer Special 555**  
**Europeans' attitudes towards EU energy policy**

QA12: In your opinion, among the following issues, which are those that most create a feeling of community among EU citizens? (MAX. 3 ANSWERS) (%)

		Languages		Solidarity with poorer regions		Other (SPONTANEOUS)		None (SPONTANEOUS)		None, such a feeling does not exist (SPONTANEOUS)		Don't know	
		Feb/Mar 2025	Diff. Feb/Mar 2025 - Nov 2019	Feb/Mar 2025	Diff. Feb/Mar 2025 - Nov 2019	Feb/Mar 2025	Diff. Feb/Mar 2025 - Nov 2019	Feb/Mar 2025	Diff. Feb/Mar 2025 - Nov 2019	Feb/Mar 2025	Diff. Feb/Mar 2025 - Nov 2019	Feb/Mar 2025	Diff. Feb/Mar 2025 - Nov 2019
EU27		10	0	10	-2	0	-1	1	-2	1	-1	1	-3
BE		17	4	13	4	0	-1	0	-2	0	0	0	0
BG		8	0	13	2	0	0	0	-5	2	0	1	-6
CZ		12	-1	9	-2	0	-1	0	-1	3	2	2	1
DK		11	4	11	-1	0	-2	0	-2	0	-2	1	-1
DE		11	2	8	-3	0	-2	0	-2	1	-1	0	-5
EE		12	3	6	0	1	-1	1	-6	3	1	2	-5
IE		12	-4	9	-2	0	-1	0	-2	0	-1	1	0
EL		6	-6	16	8	0	-1	0	-6	3	1	0	-1
ES		10	3	8	-2	0	-1	0	-4	2	0	1	-6
FR		11	-4	10	-3	0	-2	1	-1	1	-1	1	-2
HR		9	0	13	-6	0	-1	1	-2	0	0	1	1
IT		8	2	13	2	0	-1	1	-5	1	-3	1	-4
CY		11	-1	12	2	0	0	2	1	1	0	1	0
LV		16	0	5	-3	0	-1	0	-1	1	0	2	-1
LT		14	5	6	-4	0	-1	0	-2	1	0	1	-2
LU		22	-4	9	0	0	-2	0	0	0	0	1	0
HU		10	-1	10	-4	0	0	0	-3	1	0	1	-2
MT		14	-2	9	-2	0	0	0	-3	0	-2	0	-3
NL		11	4	11	-3	0	-2	0	-1	0	-1	0	-1
AT		20	6	13	4	1	0	0	-5	3	1	0	0
PL		6	-3	9	-5	0	0	0	-4	0	-1	1	-5
PT		5	-6	10	-13	0	-1	1	-11	3	2	2	-5
RO		8	-3	15	0	0	0	1	-1	2	1	1	-2
SI		12	-2	8	1	0	-1	0	-4	0	-2	1	-1
SK		17	7	13	1	0	-1	0	-3	0	-1	0	-2
FI		8	2	12	0	0	-1	0	-1	0	-1	1	-1
SE		13	7	16	3	0	-1	0	-2	0	-1	0	-2

