

FILM FACTS & FIGURES

OF THE NETHERLANDS
SEPTEMBER 2015 ISSUE



NL FILM
FONDS

CONTENT

Introduction - Year 2014 in review	4
Key Figures of the Netherlands	6
1. Production and Financing	7
2. Releases	17
3. International Performance and Festivals	20
4. Distribution	24
5. Exhibition	30
6. DVD /Blu Ray / VOD	38
7. Television	42



INTRODUCTION - YEAR 2014 IN REVIEW

The successful introduction of the Netherlands Film Production Incentive and the Netherlands Film Commission at the Cannes Film Festival were the most defining aspects of the Dutch film year 2014.

In 2014 39 Dutch feature films were selected for one of the major international film festivals. The total number of Dutch selections across all international film festivals rose from 1.716 in 2013 to 1.878 in 2014. This led to the award of 168 prizes, a slight increase on the previous year.

With 6.4 million admissions the domestic market share in the Netherlands rose slightly from 20.6% to 20.9% in 2014. During the year 66 feature films, 22 feature length documentaries, 8 short animations, 22 experimental films and 9 Fund supported shorts were shot. The total production activity increased with almost 40% compared to the previous year to € 133,291,000.

The Netherlands Film Production Incentive was launched June 2014. A year later it can boast significant results. 92 projects were granted

€22.3 million in cash rebates: 71 features, 19 documentaries and 2 animated films. This investment relates to a total Dutch spend of €108 million. 59 projects were made as international co-productions.

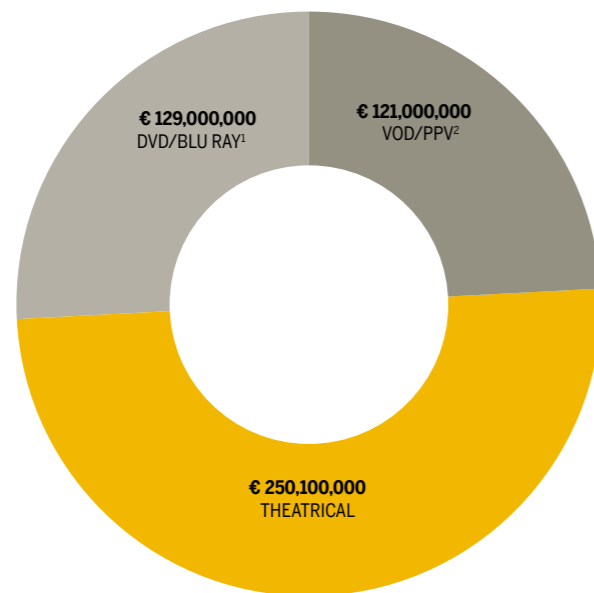
In addition, the Netherlands Film Commission had a successful first year with numerous international producers expressing their interest in producing with or within the Netherlands. The increased internationalization of the Dutch film industry is clearly demonstrated by the 59 co-productions mentioned above, as well as Dutch minority co-production activity that has tripled over the last three years (see 1.2).

Should you need any additional information about the Netherlands Film Fund or the Dutch film industry please don't hesitate to contact us.

Doreen Boonekamp
CEO Netherlands Film Fund
September 2015

FILM REVENUES (€)


Total € 500,100,000



1. Source: NVPI Marktinformatie
2. Source: NVPI/GFK
3. Source: NVB/NVF

PRODUCTION ACTIVITY RELEASES 2014 (€)

€ 133,291,000 total Dutch film production⁴



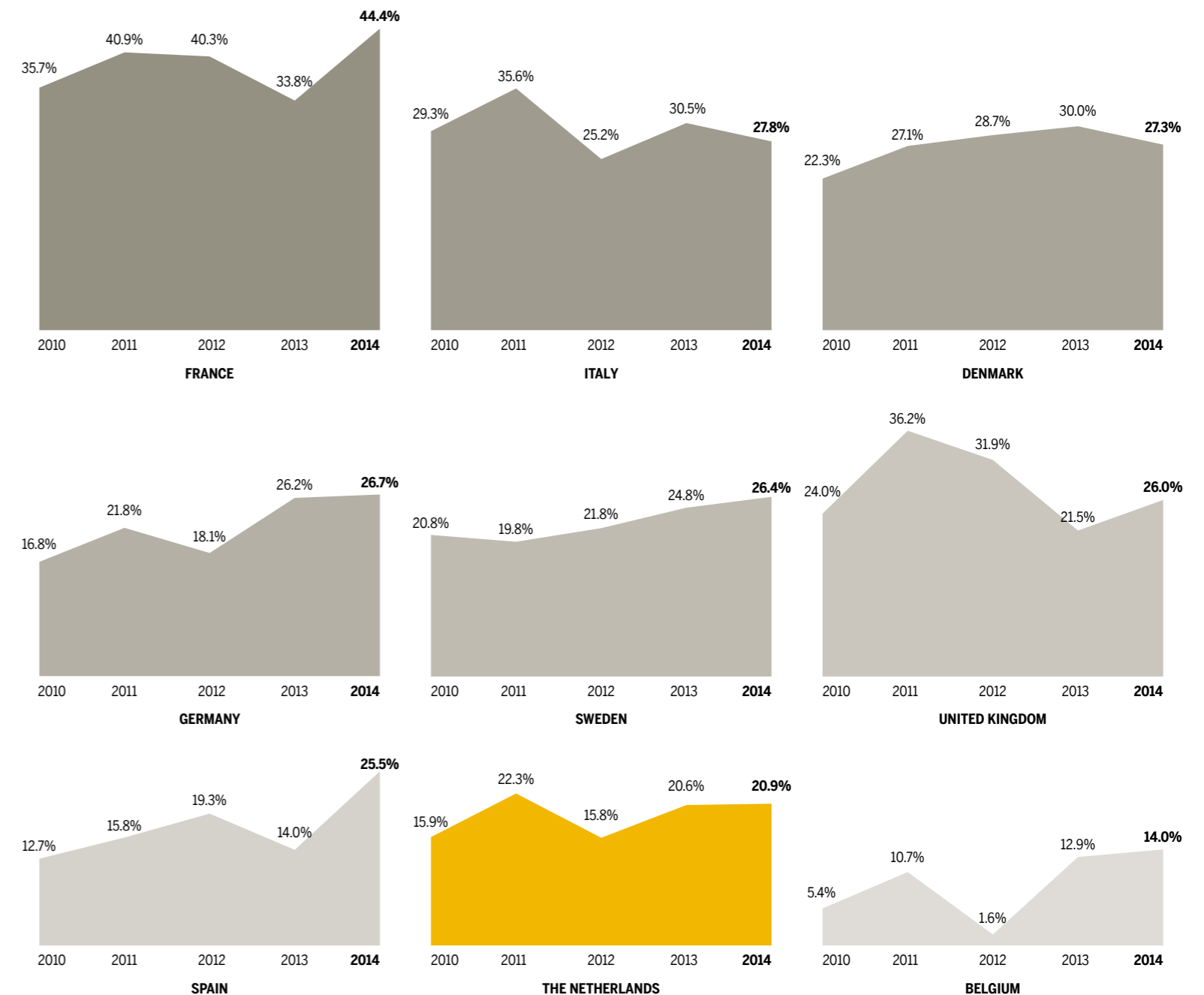
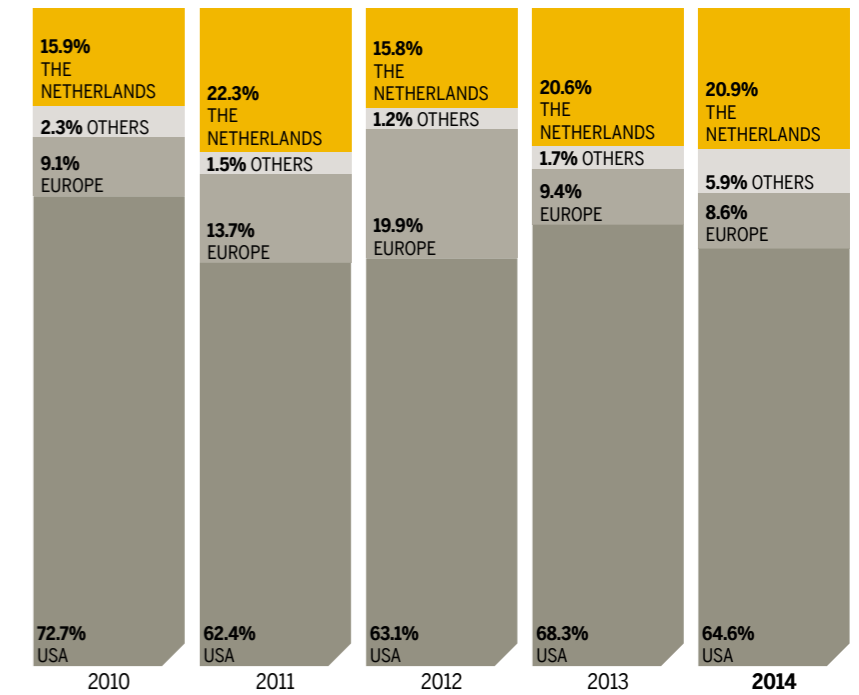
4. Feature films produced, other films released (incl. minority coproductions). Source: Netherlands Film Fund

MARKET SHARES IN ADMISSIONS FOR DOMESTIC PRODUCTIONS

20.9% market share for Dutch Films in 2014

In 2014 the market share for domestic films in the Netherlands rose slightly to 20.9%. US product dropped a little to 64.6%, whereas the European share of other countries decreased to 8.6%. Elsewhere, France and Spain showed strong growth in domestic market share, though Denmark and Italy witnessed a small drop compared to 2013.

Source: 2014 European Audiovisual Observatory





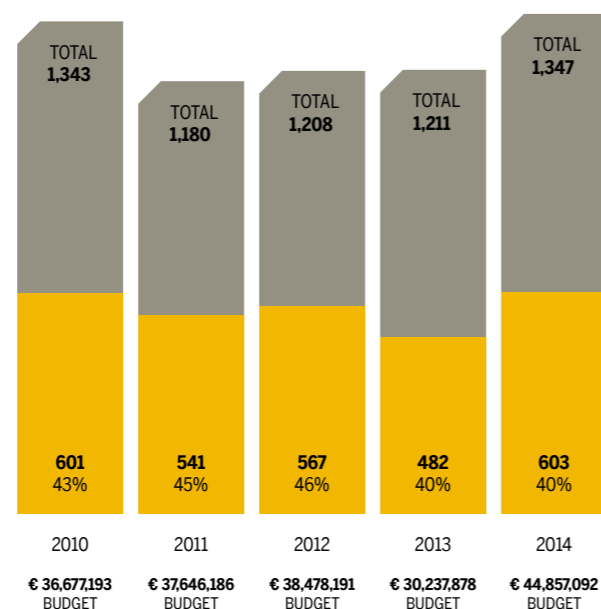
1.
PRODUCTION
AND FINANCING

1.1 FILM FUND BUDGETS & ACTIVITIES 2014

€44.4 million in funding for films and activities from the Netherlands Film Fund in 2014

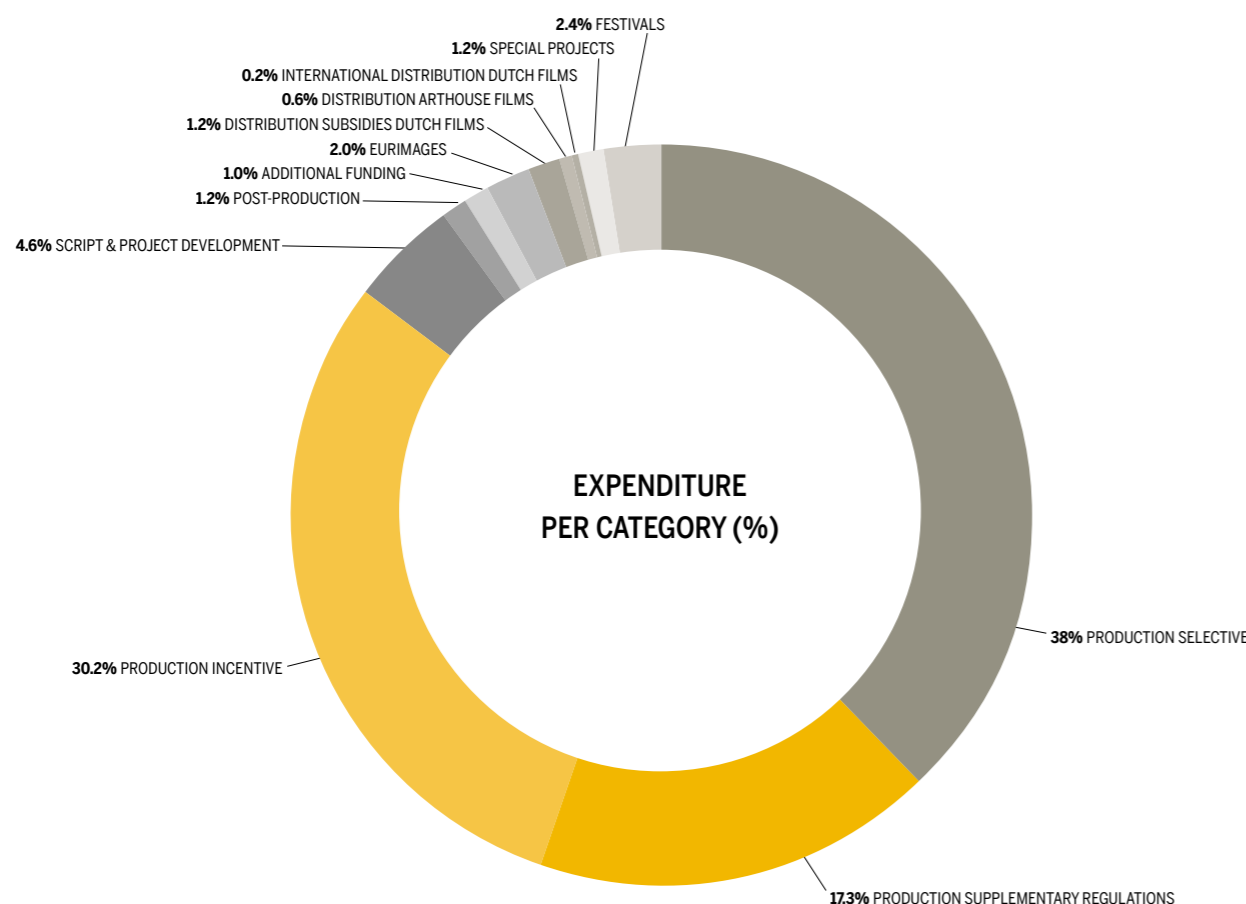
Netherlands Film Fund support is offered for development, production and distribution of features, documentaries, animation films, experimental films and shorts. In 2014, 603 of the 1,347 projects that applied were approved for funding. In June 2014 the Netherlands Film Production Incentive was launched and by the end of the year 51 film projects were granted €13.6 million in cash rebates.

Source: Netherlands Film Fund



KEY FIGURES 2010-2014
Number of submitted projects*
Number of granted project subsidies

* excluding applications Eurimages



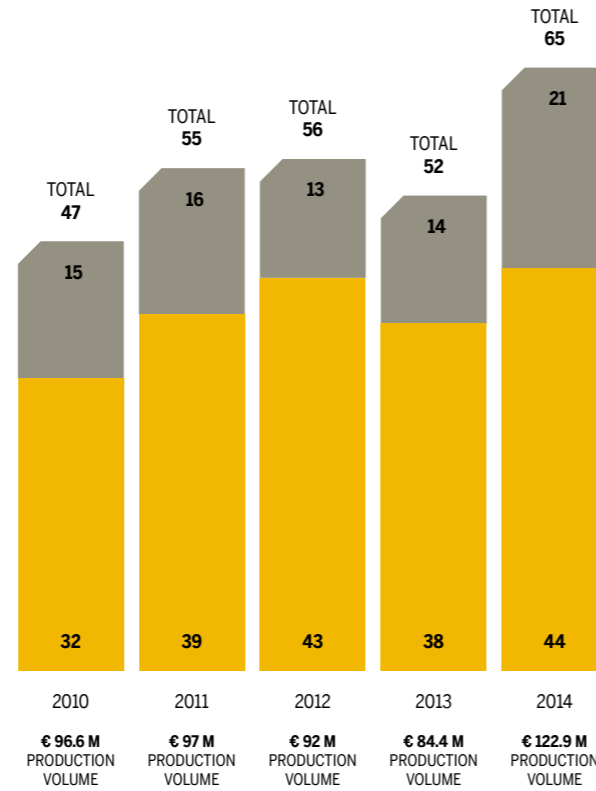
SUBMISSIONS AND EXPENDITURES PER CATEGORY AND SUBSIDY TYPE

Category	Subsidy Type	Submitted	Granted	Granted %	Spent amount	Spent %
Feature Films support	Production					
	• Mainstream / commercial					
	Production majority (co-)productions Screen NL	12	8	67%	3,737,500	9.9%
	Supplementary regulations Screen NL Plus	20	20	100%	7,748,393	20.5%
	Telescoop	8	2	25%	1,157,140	3.1%
	Total mainstream/commercial	40	30		12,643,033	33.5%
	• Arthouse/cross-over					
	Production majority (co-)productions Screen NL	4	3	75%	1,500,000	4.0%
	Production New Screen NL	8	4	50%	982,000	2.6%
	Dutch Crossover	9	3	33%	2,400,000	6.4%
De Oversteek	2	2	100%	600,000	1.6%	
De Verbeelding	11	2	18%	300,000	0.8%	
Wildcards	20	2	10%	181,000	0.5%	
Total arthouse / cross-over	54	16		5,963,000	15.8%	
• Minority co-productions						
Production minority co-productions	47	23	49%	2,733,020	7.2%	
Development						
Script & project development						
Screen NL	165	93	56%	1,287,875	3.4%	
New Screen NL	30	16	53%	193,500	0.5%	
One Night Stand	101	12	12%	0	-	
De Oversteek	45	12	27%	122,000	0.3%	
Writer's scheme / Vrijplaats schrijvers	38	8	21%	90,000	0.2%	
Other support						
Post-production	20	12	60%	319,686	0.8%	
One Night Stand	12	6	50%	225,000	0.6%	
Short fiction	101	10	10%	330,529	0.9%	
Additional funding	7	7	100%	432,035	1.1%	
Netherlands Film Production Incentive						
	50	48	96%	13,422,469	35.5%	
Total Feature Film	710	293		37,762,147	100%	
Documentary						
	Production					
	Production	16	10	63%	1,085,000	42.5%
	Post-production	12	8	67%	183,757	7.2%
	Minority co-productions	11	7	64%	342,000	14.1%
	Teledocs production	10	4	40%	334,000	13.7%
	Teledoc Campus production	40	8	20%	120,000	4.9%
	Wildcards	31	3	10%	139,500	5.7%
	Script development	47	15	32%	160,125	6.6%
	Script development Teledocs & Oase	64	17	27%	45,000	1.9%
Additional funding	1	1	100%	20,000	0.8%	
Netherlands Film Production Incentive						
	4	3	75%	122,387	4.8%	
Total Documentary	236	76		2,551,769	100%	
Animation						
	Production					
	Production	5	4	80%	201,600	33.2%
	Post-production	2	0	0%	0	-
	Minority co-productions	3	3	100%	143,000	23.6%
	Production Ultrakort	18	4	22%	104,000	17.1%
	Wildcards	17	1	6%	46,500	7.7%
	Development	13	9	69%	61,521	10.1%
Development animatic feature film	1	1	100%	50,000	8.2%	
Total Animation	59	22		606,621	100%	
Experimental Film						
	Production					
	Production	13	5	38%	233,180	45.1%
	Post-production	14	3	21%	44,450	8.6%
Transmedia scheme	50	14	28%	175,000	33.9%	
Development	38	9	24%	64,250	12.4%	
Total Experimental Film	115	31		516,880	100%	
SUBMISSIONS AND ALLOCATIONS PER SUBSIDY TYPE		Submitted	Granted	Granted %	Spent amount	Spent %
Netherlands Film Production Incentive		54	51	94%	13,544,856	30%
Production	Script & project development	542	192	35%	2,074,271	4.6%
	Production	468	148	32%	24,818,362	55.3%
	Post-production	48	23	48%	547,893	1.2%
	Additional funding	8	8	100%	452,035	1.0%
	Eurimages	170			917,553	2.0%
Distribution	Domestic distribution Dutch films	42	41	98%	535,395	1.2%
	Distribution arthouse films	18	14	78%	290,000	0.6%
	International distribution Dutch films	14	14	100%	86,318	0.2%
Activities	Special projects	124	91	73%	527,909	1.2%
	Festivals	29	21	72%	1,062,500	2.4%
Total		1,517	603		44,857,092	100%

1.2 PRODUCTION ACTIVITY ON DUTCH FEATURE FILMS

In 2014 65 feature films were shot, representing total production activity of €122.9 million. 33 of these were shot wholly or partly in the Netherlands while 32 were shot abroad

In 2014, 65 feature films were shot, representing total production activity of €122.9 million, a considerable hike on the previous year's €84.4 million on 52 films. Of these 65 films, 33 feature films - including co-productions - were shot wholly or mainly in the Netherlands, 32 films were shot abroad. The Netherlands participated in 21 minority international feature productions in 2014 (7 more than in 2013), representing total production spend of €43.3 million, which is almost double the amount spent in 2013 (€24.8 million). From 2012 to 2014 the value of production activity on films in which the Dutch had a minority stake almost tripled (from €15.8m to €43.3m), indicating the strong foreign interest in co-producing with the Netherlands.



Dutch minority co-productions
Dutch productions

	Dutch productions shot mainly or wholly in The Netherlands	production companies	budget (€ mil.)	start shoot d-m-y
1	12 Months in 1 Day/Een Dag in 't Jaar	Een van de Jongens	0.24	01-01-14
2	The Secret Witch/Heksen bestaan niet	AM Pictures	0.33	12-01-14
3	Painkillers/Pijnstillers	Shooting Star Filmcompany	1.24	17-04-15
4	The Wolf's Game/2/11. het Spel van de Wolf	Column Film	0.95	31-05-14
5	Dummie the Mummy/Dummie de Mummie	PV Pictures	1.50	04-04-14
6	De Club van Sinterklaas & het pratende Paard	Tom de Mol Productions	0.37	27-04-14
7	Mister Twister on Stage/Mees Kees op de Planken	PV Pictures	1.48	26-05-14
8	De Overgave	Talent United	0.46	02-06-14
9	Little Gangster/De Boskamp's	Shooting Star Filmcompany	1.58	01-07-14
10	Prince/Prins	100% Halal Productions	0.51	14-07-14
11	Sinterklaas en Diego: het Geheim van de Ring	Image Movers Film & TV	0.40	01-08-14
12	The Reunion/De Reunie	Column Film	1.70	01-09-14
13	Spangas: dat zijn wij	NL Film & TV	1.05	30-09-14
14	Jack's Wish/Jack bestelt een Broertje	2CFILM	0.65	15-08-14
15	Homies	Just Productions	0.75	01-09-14
16	Bon Bini Holland	Eyeworks Film & TV	2.46	03-10-14
17	Code M	Bijker	1.85	24-10-14
18	Familieweekend	Eyeworks Film & TV	1.98	07-11-14
19	Ja, ik wil!	Eyeworks Film & TV	1.98	10-11-14
20	Transition is the Mission	Topkapi Films	0.60	14-11-14
21	Out of Love	Topkapi Films	1.23	15-11-14
22	Popoz de Film	NL Film & TV	1.20	23-11-14
Total (22 films)			24.51	

	Dutch productions shot mainly or wholly abroad	production companies	budget (€ mil.)	start shoot d-m-y
1	Meet me in Venice	Fu Works Productions	0.41	15-07-14
Total (1 film)			0.41	

	Majority Dutch international co-productions shot mainly or wholly in The Netherlands	budget (€ mil.)	subsidy	coproducing countries	foreign tax credit (x 1.000 €)	start shoot d-m-y
1	In the Heart/Onder het Hart	1.45	NFF, VAF, SF, EUR	NL/BE	€ 280	14-01-14
2	Viper's Nest 2/Gooische Vrouwen 2	2.50		NL/BE		02-14
3	The Admiral/Michiel de Ruyter	6.45	NFF, MF, SF, EUR	NL/NE	€ 1,069	20-05-14
4	Clean Hands/Schone Handen	2.66	NFF, FPI, SF	NL/BE	€ 850	8-07-14
5	Schneider vs. Bax	3.05	NFF, FPI, VAF, SF, EUR	NL/BE	€ 432	9-07-14
6	Monkey Business/Apenstreken	2.76	NFF, MF	NL/BE	€ 200	11-07-14
7	Blood, Sweat and Tears/Bloed, Zweet en Tranen	4.55	NFF, MF, FPI	NL/BE	€ 1,073	18-08-14
8	Our Sun	1.34	NFF, FPI, BFC, SFI, EUR	NL/BU/SE		10-10-14
9	J. Kessels	1.85	NFF, FPI, VAF, SF	NL/BE	€ 308	22-11-14
10	Redivider	1.07	FPI	NL/USA		26-10-14
Total (10 films)			27.68			

	Majority Dutch international co-productions shot mainly or wholly abroad	budget (€ mil.)	subsidy	coproducing countries	foreign tax credit (x 1.000 €)	start shoot d-m-y
1	Boy 7	1.86	NFF, MF	NL/BE/HU	€ 321	26-02-14
2	Eisenstein in Guanajuato	2.17	NFF, FPI, SF, EFI, FFF	NL/MX/BE/FI/FR	€ 180	27-01-14
3	The Surprise/De Surprise	4.92	NFF, FPI, SF, IFB, FFH, NM, EUR	NL/IE/BE/DE	€ 548	23-04-14
4	Full Contact	1.25	NFF	NL/HR	€ 100	24-04-14
5	The Escape/De Ontsnapping	2.32	NFF, SF, FPI	NL/BE	€ 338	19-05-14
6	Kidnap - Bo's most exciting Holiday ever/Kidnep	1.79	NFF, FPI, SF	NL/BE	€ 459	8-07-14
7	Beyond Sleep	1.88	NFF, FPI, NFI	NL/NO	€ 244	7-08-14
8	Histories Future	0.76	NFF, MDM, IFB	NL/DE/IE		15-08-14
9	Ventoux	1.79	NFF, MF, SF	NL/BE	€ 240	20-08-14
10	Rendez-Vous	2.39	NFF, MF, FPI	NL/BE	€ 525	3-09-14
11	Public Works/Publieke Werken	5.93	NFF, MF, FPI, VAF	NL/BE/HU	€ 975	29-09-14
Total (11 films)			27.06			

Total Dutch productions (44 films) 79.66

	Minority Dutch international co-productions shot mainly or wholly abroad	budget (€ mil.)	subsidy	coproducing countries	foreign tax credit (x 1.000 €)	start shoot d-m-y
1	Cherry Tree	1.54	IFB, NFF, FPI	IE/NL		10-03-14
2	Bull Down	0.56	Ancine Brasil, HBF	BR/NL/UY		13-03-14
3	The Lobster	4.08	BFI, IFB, CNC, GFC, NFF, EUR	IE/NL/UK/FR/GR		24-03-14
4	Road to La Paz	0.55	INCAA, NFF	AR/NL/DE		05-14
5	Big Father. Small Father	0.31	DNY Vietnam, WCFB, HBF	VN/NL/FR/DE		1-05-14
6	Paradise Trips	1.86	VAF, SF, FCB, NFF	BE/NL		24-06-14
7	Blessed Benefit	0.99	MBB, MDM, NFF, EUR	DE/NL/JO		1-06-14
8	The Sum of Histories	2.17	VAF, SF, NFF, FPI	BE/NL		4-08-14
9	Prejudice	2.80	WAL, AFS, NFF	BE/NL/LU		6-08-14
10	Galloping Mind	2.10	VAF, SF, NFF	BE/NL/HU		11-08-14
11	Humidity	0.45	FCS, HBF, NFF, EUR	RS/NL		15-08-14
12	Under the Pyramid	2.09	SFI, NFF, FPI	SE/NL		15-09-14
13	All of a Sudden	2.14	NRW, MBB, DFFF, NFF	DE/NL/FR		16-09-14
14	Problemski Hotel	1.97	VAF, NFF, FPI	BE/NL		22-09-14
15	Land and Shade	0.52	Columbian Film Fund, CMCNC, HBF	CO/NL/DE/FR		22-09-14
16	Math Sucks	1.61	PFI, NFF, FPI	PO/NL		26-09-14
17	The Night of a Thousand Hours	6.60	AFI, FONSPA, NFF, FPI	LU/NL/AT		6-10-14
18	Mammal	2.57	IFB, AFS, NFF	IE/NL/UK		13-10-14
19	The Commune	4.49	DFI, SFI, NFF, EUR	DK/SE/NL/NO		27-10-14
20	La Ultima Tierra	0.29	FONDEC Paraguay, HBF	PY/NL/CL		10-11-14
21	Belgica	3.63	VAF, SF, CCA, CMCNC, NFF, EUR	BE/NL/FR		1-12-14
Total (21 films)			43.32			

Total number of films: 65 122.98

FF-Netherlands Film Fund/MF-Matching Fund Netherlands/FPI-Netherlands Film Production Incentive/HB-Hubert Bals Fund/SF-Screen Flanders/VAF-Flemish Filmfund/NRW-Film und Media Stiftung/DFFF-Deutsche Filmförderfonds/Eur-Eurimages/MBB-Medienboard Berlin-Brandenburg/HUF-Hungarian Film Fund/HSF-Filmförderung Hamburg Schleswig-Holstein/FCB-French Community of Belgium/IFB-Irish Film Board/PFI-Polish Film Institute/SWI-Swedish Film Institute/NFI-Norwegian Film Institute/BI-Bruxellimage/FONSPA/AFS Luxembourg/NM-Nordmedia Niedersachsen/Bremen/DFI-Danish Film Institute/BFI-British Film Institute/WAL-Wallimages/AFI-Austrian Film Institute/INCAA-Instituto Nacional de Cine y Artes Audiovisuales Argentina/CMCNC-Cinema du Monde/WCFB-World Cinema Fund Berlin/GFC-Greek Film Center/EFI-Estonian Film Institute/FFF-Finnish Film Foundation

Source: Netherlands Film Fund

1.3 FINANCING OF DUTCH FEATURE FILMS RELEASED IN 2014

Production value of Dutch feature releases - €79.5 million

The 52 Dutch feature releases and 3 non-released films in 2014 cost €79.5 million to make. Production support from the Netherlands Film Fund dropped from €23.5 million in 2012 and €20.1 million in 2013 to €19.5 million in 2014. Contributions were also sourced from private investors, regional and European funding and broadcasters (CoBO, Media Fund). Films supported by the new Netherlands Film Production Incentive will appear in 2015 figures. As of 2014 Dutch regional funding was re-introduced.

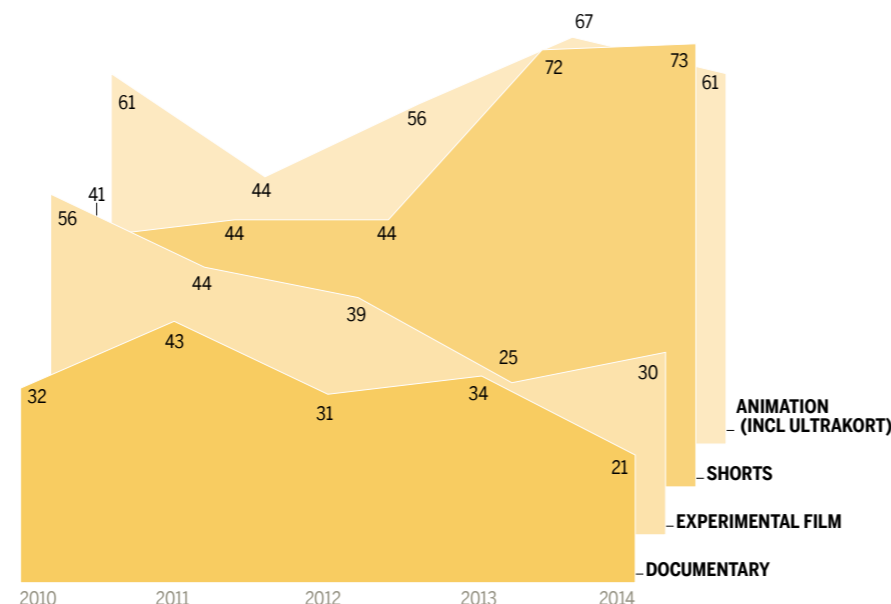
Source: Netherlands Film Fund (NFF)

New theatrical releases 2014 in release date order	production company	production costs	NFF subsidy	NFF Supplementary regulations	total NFF	%	producers investment NL (incl. revolving funding)	private investors NL	NL broadcasters	ATF admissions scheme NL	European public funding	Dutch regional funding	foreign tax incentives	other private equity (incl. MG's)
		€ (1,000s)	€ (1,000s)	€ (1,000s)			€ (1,000s)	€ (1,000s)	€ (1,000s)	€ (1,000s)	€ (1,000s)	€ (1,000s)	€ (1,000s)	€ (1,000s)
Love is the Word/Hemel op Aarde	Pupkin Film	2,940	543	864	1,407	47.9%	56		437		330		450	260
Tuscan Wedding/Toscaanse Bruiloft	Farmhouse Film & TV	2,786	30	790	820	29.4%	30	650	421		45		395	425
Sickos/Kankerlijers	BosBros.	1,000	270	278	548	54.8%	63		294					95
After the Tone	SNG Film	41	7		7	17.1%	32			2				
Kenau	Fu Works	6,000	609	900	1,509	25.2%	428	300	1,248		835		1,139	541
Heart Street/Hartenstraat	2CFILM/RTL	650	65		65	10.0%	135	100	100					250
Accused/Lucia de B.	Rinkel Film	2,247	380	664	1,044	46.5%	184		349		150		300	220
Pim and Pom - the big Adventure/Pim & Pom: het grote Avontuur	Flinck Film	1,291	415		415	32.1%	348	348	80					100
Those were the Days/Toen was Geluk heel gewoon	Infinity Film & TV	1,138	61		61	5.4%	71		266	20			190	530
Supernova	IJswater Films / Revolver	1,430	665		665	46.5%	17	105			477	118		48
The Pool/De Poel	House of Netherhorror / Fu Works Productions	527	189		189	35.9%	243	10						85
My life on Planet B	Topkapi Films	869	393		393	45.2%	12		464					
Farewell to the Moon/Afscheid van de Maan	Column Film	945	446		446	47.2%	16		483					
Secrets of War/Oorlogsgeheimen	Rinkel Film / Bijker	2,929	437	750	1,187	40.5%	3		428		750		292	269
Loonies 2/Loenatik. Te Gek!	Topkapi Films	1,206	482		482	40.0%	183		275	111	20			135
Helium	Topkapi Films	936	441		441	47.1%	13		482					
De Overgave	Talent United	461		100	100	21.7%	41	150		20				150
Nena	KeyFilm	1,170	440		440	37.6%	27		458		230			15
Above us all	De Productie	1,841	814		814	44.2%	1		551		200	140	105	30
Confetti Harvest/Dorsvloer vol Confetti	Column Film	1,845	322	547	869	47.1%	12	200	364				200	200
Goltzius & The Pelican Company	Kasander Film	2,030	780		780	38.4%					670	200	110	270
Painkillers/Pijnstillers	Shooting Star Filmcompany	1,244		284	284	22.8%	240		284	111				325
Reckless/Bloedlink	Topkapi Films	999	400		400	40.0%	44		294	111				150
The Wolf's Game/2/11. het Spel van de Wolf	Column Producties	608	100		100	16.4%			508					
Miracle Monks/Wonderbroeders	Eyeworks Film & TV Drama	2,105	50		50	2.4%		1,018	250	120			270	397
Frailer/Brozer	Topkapi Films	672	199		199	29.6%	223			232				18
Triple Trouble/Trippel Trappel: Dierensinterklaas	il Luster Film	1,624	578		578	35.6%	100		316		250		112	268
In your Name/In jouw Naam	Lemming Film	1,132	591		591	52.2%	95				258		150	38
Dummie the Mummy/Dummie de Mummie	PV Pictures	1,500	8	374	382	25.5%	297	300	100	111				310
Life according to Nino/Het Leven volgens Nino	Waterland Film / Family Affair Films	1,827	598		598	32.7%	97		357		610		120	45
De Club van Sinterklaas & het pratende Paard	TDMP	360		75	75	20.8%				45				240
The Intruder/Infiltrant	Lemming Film	933	442		442	47.4%			481					10
Dancing on the Volcano/Dansen op de Vulkaan	St. Dansen op de Vulkaan De Film	66	30		30	45.5%	11							25
Gift from the Heart/Pak van mijn Hart	Eyeworks Film & TV Drama	2,020		268	268	13.3%		777	300	80	30		120	445
The Peter Pan Man/Aanmodderfakker	Pupkin Film	839	34		34	4.1%			805					
The amazing Wiplala/Wiplala	BosBros. Film-TV	5,882	624		624	10.6%	50		1,248	160	2,084		924	792
Mister Twister on Stage/Mees Kees op de Planken	PV Pictures	1,475		366	366	24.8%	282		316	36				475
Silent Ones	Rotterdam Films	566	325		325	57.4%	131					85		25
Total 38 majority (co)productions		58,134	11,768	6,260	18,028	31.0%	3,485	3,958	11,959	1,159	6,939	543	4,877	7,186
Non-Film Fund releases (estimates)														
Boys/Jongens	Pupkin Film	900												
Eye Catcher/Stuk!	Steven de Jong Films	695												
The Secret Witch/Heksen bestaan niet	Adel Adelson	327												
Sinterklaas en Diego: het Geheim van de Ring	AM Pictures	400												
Viper's Nest 2/Gooische Vrouwen 2	Talpa	2,500												
Total 5 majority (co)productions		4,822												
Total 43 majority (co)productions		62,956												
Minority coproductions														
Love Eternal	Rinkel Film	2,200	200		200	9.1%								
Aftermath	Topkapi Films	2,202	200		200	9.1%								
Layla Fouri	Topkapi Films	2,941	200		200	6.8%								
Heli	Lemming Film	1,183	75		75	6.3%								
The Third Side of the River	Waterland Film	917	60		60	6.5%								
Drift	Revolver	603	50		50	8.3%								
Blind	Lemming Film	1,896	150		150	7.9%								
Qissa-the Tale of a Lonely Ghost	Augustus Film	2,239	150		150	6.7%								
Violet	Phanta Vision Film	1,079	150		150	13.9%								
Solo (not released)	Volya Films	354	60		60	16.9%								
Everybody in our Family (not released)	Circe Films	691	135		135	19.5%								
Leones (not released)	Lemming Film	270	60		60	22.2%								
Total 12 minority coproductions		16,575	1,490		1,490	9.0%								
Grand total 55 films (of which 3 not released)		79,531	13,258	6,260	19,518									

1.4 DUTCH DOCUMENTARIES, ANIMATION, EXPERIMENTAL AND SHORT FILMS IN 2014

The Netherlands Film Fund granted production support to 59 non-features

In 2014 the Netherlands Film Fund granted on average 21% of documentary production costs (2013: 34%), 61% of animation production costs (2013: 67%), 30% of experimental film production costs (2013: 25%) and 73% of shorts production costs (2013: 72%).



FILM FUND SUPPORT IN PRODUCTION COSTS IN %

Source: Netherlands Film Fund
* as per 15 July 2014
Source: NVB/NVF

international/domestic title	production company	director	production costs € (1,000s)	film fund subsidy € (1,000s)	% international participation	distributor	release (date) public cinema (dd-mm-yy)	admissions*	
Documentary									
Awake an a bad Dream/Wakker in een boze Droom	Lataster&Films	Petra Lataster-Czisch	295	75	25%	CD	09-01-14	1,004	
Shado'man	Pieter van Huystee Film & TV	Boris Gerrets	310	105	34%	AMF	20-02-14	3,769	
Ana Ana	ZIN Zonder Iemand Niemand	Petr Lom	139	48	35%	NL/NO	CD	13-03-14	1,162
Happily ever after	Jongens van de Wit	Tatjana Bozic	312	88	28%	NL/HR	CNA	03-04-14	2,645
Sexy Money	De Productie	Karin Junger	356	110	31%	AMF	03-04-14	204	
Clean Spirit: in the Heart of the Tour/Nieuwe Helden: in het Hart van de Tour	Pieter van Huystee Film & TV	Dirk Jan Roeleven	300	83	28%	AMF	17-04-14	7,381	
Last Hijack	Submarine	Tommy Palotta, Femke Wolting	1,571	178	11%	NL/DE/IE/BE	CD	24-04-14	558
Zombie: The resurrection of Tim Zom	Hazazah Pictures	Billy Pols	284	30	11%	CD	15-05-14	2,523	
Borders	Pieter van Huystee Film	Jacqueline van Vugt	287	70	24%	AMF	12-06-14	900	
Never a dull Moment	seriousFilm	Pim Zwier	139	75	54%	CD	21-08-14	394	
Hollywood Banker	CTM Pictures	Rozemaryn Afman	205	45	22%	JF	02-10-14	830	
Bittersweet		Marieke Niestadt	107	14	13%	AFBFD	02-10-14	1,310	
Around the World in 50 Concerts/Om de Wereld in 50 Concerten	Cobos Films	Heddy Honigmann	565	140	25%	CM	27-11-14	16,019	
The Chimpanzee Complex/Het Chimpanzee Complex	Basalt Film	Marc Schmid	373	25	7%	NL/CH	AMF	04-12-14	649
The new Rijksmuseum: the Film/Het nieuwe Rijksmuseum: de Film	Column Film	Oeke Hoogendijk	631	109	17%	CD	11-12-14	14,304	
Total 15 released majority (co)productions			6,802	1,417	21%				
Diary of a Pigeon/Dagboek van een Postduif	Dieptescherp	Floris-Jan van Luyn	311	90	29%				
See no Evil	Dieptescherp	Jos de Putter	474	117	25%	NL/BE			
Sluizer Speaks	Dennis Alink	Dennis Alink	143	15	10%				
Total 3 non released majority (co)productions			6,802	1,417	21%				
Parts of a family	Bonanza Film	Diego Gutierrez	n/a			AMF	22-05-14	873	
Maidan	Atoms & Void	Sergei Loznitsa	105	40	38%	CD	05-06-14	702	
Total 2 released minority coproduction									
Non-Film Fund releases									
De Keuken van Johannes	Wolfsmelk Film	Bianca Tan	n/a			CD	02-01-14	166	
The Other Side of the Heart is White	H-K Enterprise	Leonardo Pansier, Brandon Baan	n/a			Cloud 9	12-02-14	17,557	
Subtotal documentary			6,907	1,417				72,950	
<i>average major (co)productions with fund support</i>			378	79	21%				

international/domestic title	production company	director	production costs € (1,000s)	film fund subsidy € (1,000s)	% international participation
Animation					
As Boys Grow	Lemming Film	Charlotte van Otterloo	75	60	80%
Divine Office	Roelof van den Bergh Animatie	Roelof van den Bergh	31	19	61%
Blue Moon/Blauwe Maan	Armadillo Film	Masha Onderstijn, Jordie Roomer	46	42	91%
Total 3 majority (co)productions			152	121	80%
Diamant	Rocketta Film	Kris Mergan, Geert Vandenbroele	220	49	22%
Total 1 minority coproduction			220	49	
ULTRAKORT					
A Single Life	Job, Joris & Marieke	Job Roggeveen, Joris Oprins, Marieke Blaauw	54	26	48%
Dog-E	Valk Producties	Patrick Raats	50	26	52%
Trailer	Viking Film	Mascha Halberstad	50	26	52%
Herring/Haring	KLOMP! Animation	Davor Bujakovic, Junaid Chundrigar	61	26	43%
Subtotal animation and ULTRAKORT			587	274	
<i>average major (co)productions</i>			52	32	61%
Experimental film / short documentaries					
Back to the Temple of the Sun	Marco Pando	Marco Pando	63	57	90%
Episode of the Sea	Van Brummelen en De Haan	Lonnie van Brummelen, Siebren de Haan	86	43	50%
Stray Dogs of Talad Noi	Filmstad Producties	Gerard Holthuis	77	31	40%
Verzonken	seriousFilm	Marc Schmidt	114	70	61%
Konrad & Kurfurst	Esther Urlus	Esther Urlus	16	6	38%
Flat Earth	Doc.Eye Film	Monique Verhoeckx	206	107	52%
Away	Family Affair Films	Parisa Aminolah	58	43	74%
One Spy and one Terrorist	Revolver	Jean Hubert	58	46	79%
Cardboard Walls	Aernout Mik	Aernout Mik	253	28	11%
Last Hijack Interactive	Submarine	Tommy Pallotta	427	67	16%
#43	Sonic Acts	Joost Rekveld	23	6	26%
Walzkörpersperre	Sonic Acts	Martijn van Boven, Gert-Jan Prins	26	4	15%
Deorbit	Sonic Acts	Telcosystems, Makino Takashi	35	7	20%
Life's a Hideout Part 1: Looking for Art	Geen Dank Producties	Jan Willem van Dam	32	6	19%
Who are the Champions?	SubmarineChannel	Rob Schröder	128	40	31%
Marc Jacobs	100% Halal Productions	Sam de Jong	31	12	39%
De laatste Dag van de Zomer	Filos Producties	Feike Santbergen	22	6	27%
Forever After	NFI Motion Pictures	Charlotte Scott-Wilson	22	12	55%
Gianni Schicchi	Opera Spanga	Corina van Eijk	310	10	3%
Expose	Dyzlo Film	Moniek van der Kallen	43	12	28%
Costa del Sol	Erika Vocking	Louis van Zwol	81	11	14%
Gravediggers	Popov Film	Janis Rafailidou	25	15	60%
Subtotal experimental film and short documentaries			2,136	639	
<i>average</i>			97	29	30%
Shorts					
Das Wad	Hazazah Pictures	Rob Lücker	78	55	71%
Der Kaiser	Lemming Film	Eché Janga	74	55	74%
In the Pit	Habbekrats	Nima Mohaghegh	79	55	70%
Wild Dog/Bloedhond	Pupkin Film	Mees Peijnenburg	74	55	74%
Empty/Leeg	Waterland Film	Flynn von Kleist	75	55	73%
Loodvrij	Electric Zoo	Dennis van de Ven	79	55	70%
Malaguti Phantom	100% Halal Productions	Sam de Jong	74	55	74%
P	VENFILM	Aaron Rookus	74	55	74%
Spotters	IJswater Films	Wim van der Aar	74	55	74%
Subtotal shorts			681	495	
<i>average</i>			68	50	73%
Total of projects with funding			10,311	2,825	
<i>average</i>			187	51	

AFB-A-Film Benelux Distribution/IF-Independent Film/DFW Dutch Film Works/ JFD Just Film Distribution/ UPI-Universal Pictures International Netherlands/WB-Warner Bros. Pictures Holland/WB (FOX)-Warner Bros. 20th Century Fox catalogus/WDS-Walt Disney Studios Motion Pictures.

1.5 FOREIGN SPEND AND FINANCING RELEASED DUTCH FEATURES SUPPORTED BY THE FILM FUND IN 2014

An average of € 1.2 million in foreign spend was invested per Dutch feature

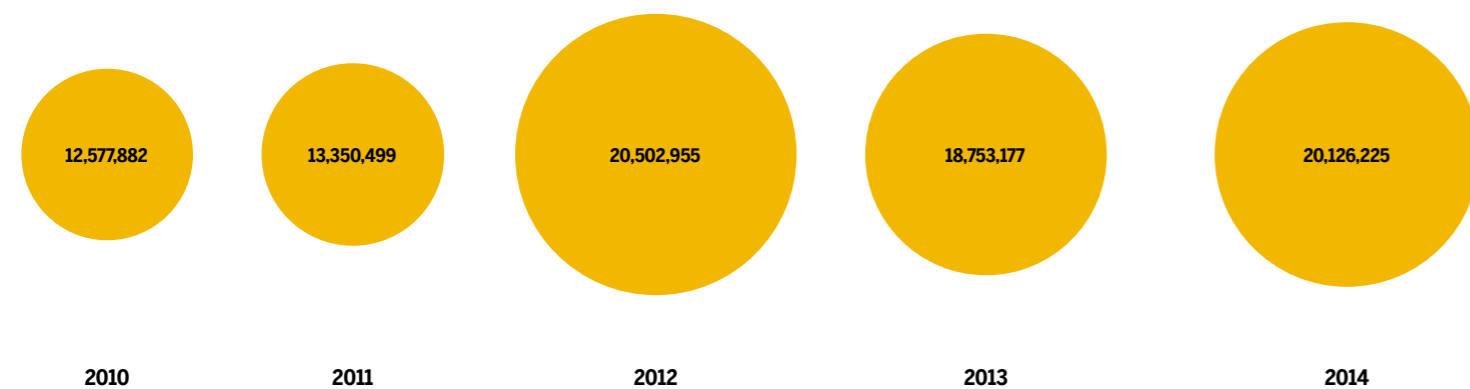
After years of significant growth of foreign spend of released Dutch feature films, the expenditure stabilized in 2014 to € 20,126,225 million. The average foreign spend per title was €1,183,896 million. Foreign financing grew significantly within the budget of Dutch feature films over the last 5 years, resulting in higher spenditure abroad on Dutch feature production. This is expected to change after the Netherlands Film Production Incentive has been launched in June 2014.

Source: Netherlands Film Fund

Foreign capital	2010	2011	2012	2013	2014
Foreign spent Dutch feature film in €	12,577,882	13,350,499	20,502,955	18,753,177	20,126,225
Foreign spent Dutch feature film in % of budget	22.4%	21.16%	32.85%	31.24%	34.08%
Foreign financing Dutch feature film	3,938,000	4,377,000	9,653,000	9,752,000	12,236,739
Number released	28	23	31	33	36*
Number of features with foreign financing	14	19	18	19	17
Average foreign spent per foreign invested title	898,420	702,658	1,139,053	987,009	1,183,896

* Excl. 2 low budget films

FOREIGN SPENT DUTCH FEATURE FILM IN €



2. RELEASES

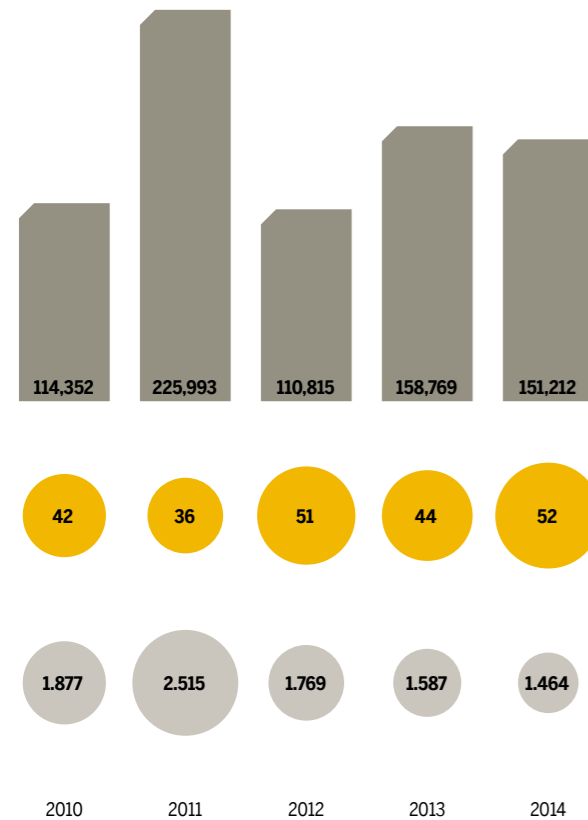
2.1 THEATRICAL RELEASES IN 2014

43 Dutch features released with an average audience of 151.212

In total 52 Dutch feature films (including minority co-productions) were released in 2014, 8 more than in 2013 (44 releases). Registered production costs of Dutch majority films averaged €1.46 million. On average these features reached an audience of 151,212 (2013: 158,769).

1. as per 15 July 2014
Source: NVB/NVF

AFB-A-Film Benelux Distribution/IF-Independent Film/DFW Dutch Film Works/ JFD Just Film Distribution/ UPI-Universal Pictures International Netherlands/WB-Warner Bros. Pictures Holland/WB (FOX)-Warner Bros. 20th Century Fox catalogus/WDS-Walt Disney Studios Motion Pictures.



average audience
total features released
average production cost (€ million)

international title/domestic title	production company	director	screenplay	production costs € (1,000s)	release date	domestic distributor	number of screens	admissions ¹	box office ¹	box office screen average
New theatrical releases 2014 (in release date order)										
Love is the Word/Hemel op Aarde	Pupkin Film	Pieter Kuijpers	Edward Stelder	2,940	09-01-14	AFBFD	30	49,787	358,182	11,939
Tuscan Wedding/Toscaanse bruiloft	Farmhouse Film & TV	Johan Nijenhuis	Tijs van Marle	2,786	30-01-14	AFBFD	128	557,297	4,490,940	35,085
Sickos/Kankerlijers	BosBros.	Lodewijk Crijns	Lodewijk Crijns	1,000	12-02-14	eOne	45	35,819	269,785	5,995
After the Tone	SNG Film	Digna Sinke	Henk Burger, Digna Sinke	41	27-02-14	AMF	4	792	5,205	1,301
Kenau	Fu Works	Maarten Treurniet	Karen van Holst Pellekaan, Marnie Blok	6,000	06-03-14	DFW	113	73,820	553,405	4,897
Heart Street/Hartenstraat	2CFILM/RTL	Sanne Vogel	Judith Goudsmit	650	13-03-14	JF	123	395,267	3,155,468	25,654
Accused/Lucia de B.	Rinkel Film	Paula van der Oest	Moniek Kramer	2,247	03-04-14	IF	82	134,911	1,009,416	12,310
Pim and Pom - the big Adventure/Pim & Pom: het grote Avontuur	Flinck Film	Gioia Smid	Fiona van Heemstra	1,291	09-04-14	AFBFD	108	65,799	436,551	4,042
Those were the Days/Toen was Geluk heel gewoon	Infinity Film & TV	Ineke Houtman	Lars Boom	1,138	10-04-14	JF	103	140,861	1,124,321	10,916
Supernova	IJswater Films / Revolver	Tamar van de Dop	Tamar van den Dop	1,430	17-04-14	WBU	8	2,817	19,298	2,412
The Pool/De Poel	House of Netherhorror / Fu Works Productions	Chris W. Mitchell	Gijs Scholten van Aschat, Chris W. Mitchell	527	01-05-14	JF	20	8,472	58,340	2,917
My life on Planet B	Topkapi Films	Ivan López Núñez	Rogier de Blok, Ivan López Núñez	869	26-06-14	WBU?	1	92	-	-
Farewell To The Moon/Afscheid van de Maan	Column Film	Dick Tuinder	Dick Tuinder	945	03-07-14	e.b.	5	1,531	-	-
Secrets Of War/Oorlogsgeheimen	Rinkel Film / Bijker	Dennis Bots	Karen van Holst Pellekaan	2,929	03-07-14	DFW	121	169,882	1,185,865	9,801
Loonies /Loenatik. Te Gek!	Topkapi Films	Johan Timmers	Karen van Holst Pellekaan, Martin van Waardenberg	1,206	09-07-14	AFBFD	54	36,058	256,553	4,751
Helium	Topkapi Films	Eché Janga	Sammy Reynaert	936	31-07-14	WBU	5	1,046	7,468	1,494
De Overgave	Talent United	Paul Ruven	Paul Ruven	461	21-08-14	AFBFD	10	1,438	11,689	1,169
Nena	KeyFilm	Saskia Diesing	Saskia Diesing	1,170	11-09-14	CNA	12	11,662	69,271	5,773
Above us all (3D)	De Productie	Eugenie Jansen	Patrick Minks, Eugenie Jansen	1,841	11-09-14	Mokum	5	571	2,669	534
Confetti Harvest/Dorsvloer vol Confetti	Column Film	Tallulah Schwab	Chris Westendorp	1,845	18-09-14	eOne	44	83,832	567,301	12,893
Goltzius & The Pelican Company	Kasander Film	Peter Greenaway	Peter Greenaway	2,030	18-09-14	AFBFD	3	188	1,006	335
Painkillers/Pijnstillers	Shooting Star Filmcompany	Tessa Schram, Dave Schram	Maria Peters	1,244	25-09-14	DFW	120	154,684	1,129,250	9,410
Reckless/Bloedlink	Topkapi Films	Joram Lürsen	Frank Ketelaar	999	25-09-14	AFBFD	62	41,525	321,488	5,185
The Wolf's Game/2/11. het Spel van de Wolf	Column Produkties	Thomas Korthals Altes	Theodor Holman, Gijs van de Westelaken	608	02-10-14	AFBFD	7	913	6,389	913
Miracle Monks/Wonderbroeders	Eyeworks Film & TV Drama	Johan Timmers	Martin van Waardenberg	2,105	02-10-14	AFBFD	100	112,088	873,049	8,730
Frailer/Brozer	Topkapi Films	Mijke de Jong	n/a	672	02-10-14	CM	22	19,745	148,852	6,766
Triple Trouble/Trippel Trappel: Dierensinterklaas	il Luster Film	Paco Vink, Albert 't Hooft	Arnoud Rijken, Michiel Sniijders	1,624	08-10-14	AFBFD	87	58,451	370,249	4,256
In Your Name/In jouw Naam	Lemming Film	Marco van Geffen	Jolein Laarman, Marco van Geffen	1,132	09-10-14	CNA	3	640	4,079	1,360
Dummie the Mummy/Dummie de Mummie	PV Pictures	Pim van Hoeve	Tijs van Marle	1,500	09-10-14	DFW	124	354,423	2,503,367	20,188
Life According To Nino/Het Leven volgens Nino	Waterland Film / Family Affair Films	Simone van Dusseldorp	Urszula Antoniak	1,827	15-10-14	AFBFD	23	13,810	88,509	3,848
De Club van Sinterklaas & het pratende Paard	TDMP	Ruud Schuurman	Sander de Regt	360	16-10-14	DFW	126	243,285	1,618,473	12,845
The Intruder/Infiltrant	Lemming Film	Shariff Korver	Rogier de Blok	933	23-10-14	SFD	21	26,057	197,503	9,405
Dancing on the Volcano/Dansen op de vulkaan	St. Dansen op de Vulkan De Film	Adriënné Wupel	Niis Verkoijen, Sjors Mars, Adriënné Wupel	66	30-10-14	DFW	64	20,302	148,587	2,322
Gift from the Heart/Pak van mijn Hart	Eyeworks Film & TV Drama	Kees van Nieuwkerk	Jacqueline Epskamp	2,020	06-11-14	AFBFD	126	439,396	3,539,591	28,092
The Peter Pan Man/Aanmodderfakker	Pupkin Film	Michiel ten Horn	Anne Barnhoorn	839	06-11-14	SFD	31	58,421	453,095	14,616
The amazing Wiplala/Wiplala	BosBros. Film-TV	Tim Oliehoek	Tamara Bos, Vincent Bal	5,882	19-11-14	PAR	128	277,246	1,873,576	14,637
Mister Twister on Stage/Mees Kees op de Planken	PV Pictures	Barbara Bredero	Tijs van Marle	1,475	03-12-14	eOne	130	588,390	4,042,806	31,099
Silent Ones	Rotterdam Films	Ricky Rijnke	Ricky Rijnke	566	10-12-14	CF	5	1,114	8,129	1,626
Total 38 majority (co)productions				58,134			2,203	4,182,432	30,909,725	329,517
Average				1,530			58	110,064	813,414	14,031
Non-Film Fund releases										
Boys/Jongens	Pupkin Film	Mischa Kamp	Chris Westendorp, Jaap Peter Enderlé	900	15-05-14	CM	1	346	2,755	2,755
Eye Catcher/Stuk!	Steven de Jong Films	Steven de Jong	Dick van den Heuvel, Steven de Jong	695	11-06-14	Just Bridge	50	8,676	57,814	1,156
The Secret Witch/Heksen bestaan niet	Adel Adelson	Aram Tatu	Trui van de Brug	327	18-06-14	JF	120	220,218	1,558,677	12,989
Sinterklaas en Diego: het Geheim van de Ring	AM Pictures	Roy Poortmans	Dick Bouquet, Roy Poortmans e.a.	400	08-10-14	JF	101	88,896	607,559	6,015
Viper's Nest 2/Gooische Vrouwen 2	Talpa	Will Koopman	Frank Houtappels, Linda de Mol	2,500	04-12-14	IF	152	2,001,535	16,908,362	111,239
Total 5 majority (co)productions				4,822			424	2,319,671	19,135,167	134,155
Total 43 majority (co)productions				62,956			2,627	6,502,103	50,044,892	463,672
Average majority Dutch (co)productions				1,464			61	151,212	1,163,835	19,050
Love eternal	Rinkel Film	Brendan Muldowney	Brendan Muldowney	2,200	24-04-14	JF	4	626	3,063	766
Aftermath	Topkapi Films	Wladyslaw Pasikowski	Wladyslaw Pasikowski	2,202	22-05-14	WBU	4	653	4,089	1,022
Layla Fouri	Topkapi Films	Pia Marais	Horst Markgraf, Pia Marais	2,941	17-07-14	WBU	4	671	5,143	1,286
Heli	Lemming Film	Amat Escalante	Amat Escalante	1,183	24-07-14	AMF	12	2,924	21,137	1,761
The third side of the river	Waterland Film	Celina Murga	Celina Murga	917	28-08-14	JF	6	1,173	8,745	1,458
Drift	Revolver	Benny Vandendriessche	Benny Vandendriessche	603	09-10-14	Mokum	4	724	4,831	1,208
Blind	Lemming Film	Eskil Vogt	Eskil Vogt	1,896	23-10-14	CNA	8	2,446	16,646	2,081
Qissa-the tale of a lonely ghost	Augustus Film	Anup Singh	Madhuja Mukherjee, Anup Singh	2,239	06-11-14	JF	6	1,252	8,721	1,454
Violet	Phanta Vision Film	Bas Devos	Bas Devos	1,079	06-11-14	Mokum	6	503	3,244	541
No release in The Netherlands										
Solo	Volya Films	Guillermo Rocamora	Guillermo Rocamora	354						
Everybody in our family	Circe Films	Radu Jude	Corina Sabau	691						
Leones	Lemming Film	Jazmin Lopez	Jazmin Lopez	270						
Total 12 minority coproductions				16,575			54	10,972		
Average				1,381				1,219		
Grand total 55 films (minus 3. except total production costs)				79,531			2,681	6,513,075		



3. INTERNATIONAL PERFORMANCE AND FESTIVALS

3.1 FEATURES AT MAJOR INTERNATIONAL FESTIVALS IN 2014

44 Dutch features made it to the world's leading festivals in 2014

In 2014, 44 Dutch feature-length films were selected for one of the major international film festivals (in 2013 this number was 22). Of these 44 films, 16 were majority Dutch productions. A total of 168 prizes were awarded worldwide to Dutch films and the total number of selections of Dutch films for international festivals amounted to 1.878.

Source: Eye International, the Netherlands Film Fund

HAFF
Pim & Pom: The Great Adventure
 Gioia Smid
 COMPETITIE: INTERNATIONAL FEATURE COMPETITION

BERLIN

- 40 Days of Silence**
Saodat Ismailova
FORUM
- Above Us All**
Eugenie Jansen
GENERATION 14PLUS
- Blind**
Eskil Vogt
PANORAMA
PRIZE LABEL EUROPA CINEMAS
- Finn**
Frans Weisz
GENERATION KPLUS
- The Third Side of the River**
Celina Murga
COMPETITION
- The Blue Wave**
Zeynep Dadak & Merve Kayan
GENERATION 14PLUS
- A Christmooose Story**
Lourens Blok
GENERATION KPLUS
- Supernova**
Tamar van den Dop
GENERATION 14PLUS
- Violet**
Bas Devos
GENERATION 14PLUS
PRIZE GRAND PRIX OF THE GENERATION 14PLUS INTERNATIONAL JURY

KARLOVY VARY

- Blind**
Eskil Vogt
VARIETY CRITICS' CHOICE: EUROPE NOW!
- Jauja**
Lisandro Alonso
ANOTHER VIEW
- Violet**
Bas de Vos
ANOTHER VIEW

LOCARNO

- A Blast**
Syllas Tzoumerkas
CONCORSO INTERNAZIONALE
- Two Shots Fired**
Martin Rejtman
CONCORSO INTERNAZIONALE
- Men Who Save The World**
Liew Seng Tat
CONCORSO CINEASTI DEL PRESENTE
- Kookaburra Love**
Sjoerd Oostrik
CONCORSO INTERNAZIONALE
PRIZE GOLDEN PARDINO - LEOPARDS OF TOMORROW
- Shipwreck**
Morgan Knibbe
CONCORSO INTERNAZIONALE
PRIZE SILVER PARDINO - LEOPARDS OF TOMORROW

SAN SEBASTIAN

- Jauja**
Lisandro Alonso
HORIZONTE LATINOS
- Onno de Onwetende**
Viktor van der Valk
HORIZONTE LATINOS
PRIZE ORONA SARIA AWARD FOR MOST CUTTING EDGE FILM
- The Third Side of the River**
Celina Murga
HORIZONTE LATINOS

VENICE

- Between 10 and 12**
Peter Hoogendoorn
OFFICIAL SELECTION

tiff. TORONTO

- Frailer**
Mijke de Jong
CONTEMPORARY WORLD CINEMA
- The Intruder**
Shariff Korver
DISCOVERY
- The Last Day of Summer**
Feike Santbergen
SHORT CUTS INTERNATIONAL
- Two Shots Fired**
Martin Rejtman
CONTEMPORARY WORLD CINEMA
- Jauja**
Lisandro Alonso
WAVELENGTHS
- Atlantic.**
Jan-Willem van Ewijk
DISCOVERY
- They Have Escaped**
Jukka-Pekka Valkeapaa
VANGUARD
- Men Who Save the World**
Liew Seng Tat
CONTEMPORARY WORLD CINEMA
- Episode of the Sea**
Lonnien van Brummelen, Siebren de Haan
WAVELENGTHS
- Cub**
Jonas Govaerts
MIDNIGHT MADNESS
- Secrets of War**
Dennis Bots
TIFF KIDS
- Finn**
Frans Weisz
TIFF KIDS
- Regret!**
Dave Schram
TIFF KIDS
- Pim & Pom: The Great Adventure**
Gioia Smid
TIFF KIDS

TRIBECA FILM FESTIVAL

- The Canal**
Ivan Kavanagh
MIDNIGHT SECTION

ROTTERDAM

- Farewell to the Moon**
Dick Tuinder
TIGER AWARDS COMPETITION
- After the Tone**
Digna Sinke
SPECTRUM
- Helium**
Eché Janga
BRIGHT FUTURE
- I'm the Same. I'm an Other**
Caroline Strubbe
EU-29
- Lack-Hell**
Stefano Odoardi
SPECTRUM
- Qissa: The Tale of a Lonely Ghost**
Anup Singh
BRIGHT FUTURE
- The Iranian Film**
Yassine el Idrissi
BRIGHT FUTURE

3.2 NON-FEATURES AT MAJOR INTERNATIONAL FILM FESTIVALS IN 2014

38 selections at A-festivals for documentaries, animated films, experimental films & shorts

The number of selections of documentaries, animation films, experimental films & shorts internationally reached 38 in 2014, as well as one Oscar nomination.

Source: Eye International

BERLIN

N-The Madness of Reason
Peter Krüger
FORUM

Marc Jacobs
Sam de Jong
SHORT FILM
COMPETITION

Last Hijack
Femke Wolting,
Tommy Pallotta
PANORAMA DOKUMENTE

Inferno
Yael Bartana
FORUM EXPANDED

Even Cowboys get to cry
Mees Peijnenburg
GENERATION 14PLUS

VISIONS DU RÉEL INTERNATIONAL DOCUMENTARY FILM FESTIVAL

Endless Escape. Eternal Return
Harutyun Khachatryan

See No Evil
Jos de Putter
COMPETITIE

Desert Haze
Sofie Benoot

Shado'Man
Boris Gerrets

Ne Me Quitte Pas
Sabine Lubbe Bakker & Niels van Koevorden

VISIONS DU RÉEL

TRIBECA FILM FESTIVAL

TRIBECA

Ne Me Quitte Pas
Sabine Lubbe Bakker & Niels van Koevorden

hotdocs
TORONTO

Ne Me Quitte Pas
Sabine Lubbe Bakker & Niels van Koevorden

The Nose - Searching for Blamage
Paul Rigter
COMPETITIE

See No Evil
Jos de Putter
COMPETITIE

ACADEMY AWARD

A Single Life
Job, Joris en Marieke
OSCAR NOMINATION FOR THE BEST SHORT ANIMATED FILM

tiff.
TORONTO

Episode of the Sea
Lonnie van Brummelen & Siebren de Haan
WAVELENGTHS

Maidan
Sergei Loznitsa
WAVELENGTHS

The Yes Men are Revolting
Laura Nix
TIFF DOCS

IDFA

The Need to Dance
Peter Lataster, Petra Lataster-Czisch
COMPETITION FOR DUTCH DOCUMENTARY

Killer Slope
Geertjan Lassche
COMPETITION FOR DUTCH DOCUMENTARY

Pekka. Inside the mind of a school shooter
Alexander Oey
COMPETITION FOR DUTCH DOCUMENTARY

Stand By Your President
Ineke Smits
COMPETITION FOR DUTCH DOCUMENTARY

Verlies niet de moed
Hella de Jonge
COMPETITION FOR DUTCH DOCUMENTARY

The New Rijksmuseum
Oeke Hoogendijk
COMPETITION FOR DUTCH DOCUMENTARY

Plaza Man
Kasper Verkaik
MID-LENGTH COMPETITION

The Dream of Shahrazad
François Verster
MASTERS

Empire
Kel O'Neill,
Eline Jongsma
DOCLAB COMPETITION

Home
Ramon Gieling
COMPETITION FOR DUTCH DOCUMENTARY

Refugee Republic
Jan Rothuizen, Martijn van Tol, Dirk Jan Visser
DOCLAB COMPETITION

Those Who Feel the Fire Burning
Morgan Knibbe
COMPETITION FOR FEATURE-LENGTH DOCUMENTARY

Episode of the Sea
Lonnie van Brummelen & Siebren de Haan

Kookaburra Love
Sjoerd Oostrik
PARADOCS

Sluizer Speaks
Dennis Alink
PANORAMA

Georgica
Katelijne Schrama
COMPETITION FOR DUTCH DOCUMENTARY

Naziha's Spring
Gülsah Dogan
COMPETITION FOR DUTCH DOCUMENTARY

Solo - Out of a Dream
Jos de Putter
DOC U COMPETITION

Hamartia - More or Less Louis van Gasteren
Rudolf van den Berg
COMPETITION FOR DUTCH DOCUMENTARY

Around The World in 50 Concerts
Heddy Honigmann
COMPETITION FOR FEATURE-LENGTH DOCUMENTARY

Ghosts from the Past
Cinta Forger, Walther Grotenhuis
COMPETITION FOR DUTCH DOCUMENTARY

3.3 SELECTIONS/ SCREENINGS AT INTERNATIONAL FILM FESTIVALS IN 2014

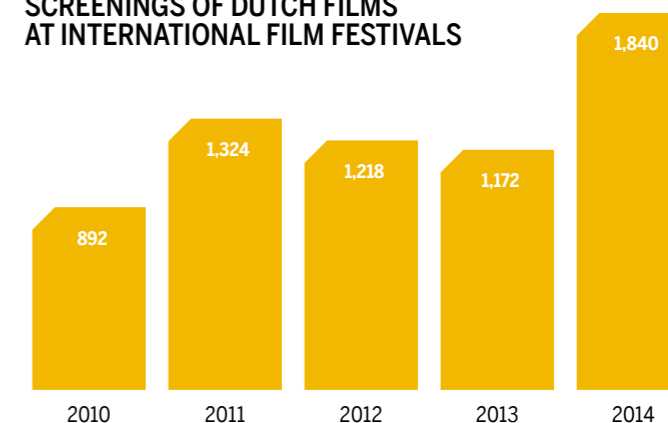
620 international festivals selected Dutch films

In 2014 620 international festivals worldwide selected Dutch films, resulting in 1,840 screenings (1,172 in 2013). The prestigious A-festivals selected 39 Dutch films, of which five won awards.

1. Source: EYE International

Prizes and selections at international festival	2010	2011	2012	2013	2014
Released Dutch films (including minority co-productions)	52	48	63	57	64
International film festivals with Dutch film selection	503	656	660	494	620
Screenings of Dutch films at international film festivals	892	1,324	1,218	1,172	1,840
Dutch films selected for A-festivals ¹	38	45	39	38	39
Prize winning Dutch films at A-festivals ¹	1	1	6	7	5

SCREENINGS OF DUTCH FILMS AT INTERNATIONAL FILM FESTIVALS



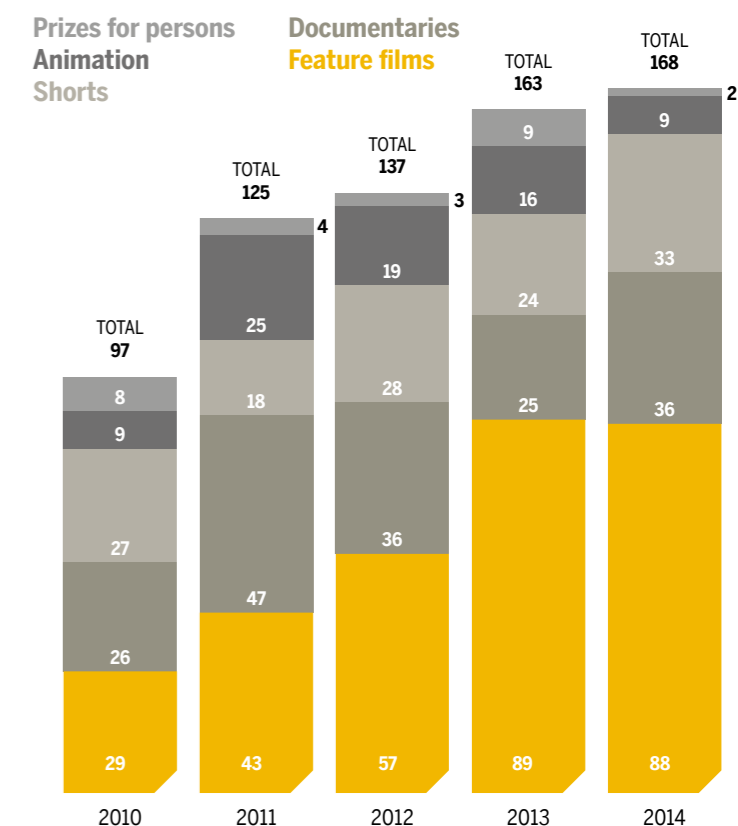
3.4 PRIZES AT INTERNATIONAL FILM FESTIVALS IN 2014

168 prizes for Dutch films at international festivals

In 2014 a record 168 prizes for Dutch films were awarded at all international festivals. The largest winning category was 88 Dutch features followed by 36 documentaries.

Source: EYE International

PRIZES AND SELECTIONS AT ALL INTERNATIONAL FESTIVALS



3.5 VISITORS TO MAJOR DUTCH FILM FESTIVALS IN 2014

879,032 visited the top 8 Dutch film festivals in 2014.

In 2014 IFFR, IDFA and the Holland Animation Film Festival showed increased visitor numbers while CineKid showed a decline. Film By The Sea was stable while NFF also experienced a small decrease in visitors.

Source: annual reports respective festivals

Visitors to the main Dutch Film Festivals	2010	2011	2012	2013	2014
International Film Festival Rotterdam (IFFR)	353,000	340,000	274,000	280,000	287,000
International Documentary Film Festival Amsterdam (IDFA)	180,000	200,000	200,000	234,503	255,880
Netherlands Film Festival (NFF)	154,000	152,000	140,000	150,023	148,037
Cinekid	15,000	32,500	55,956	101,076	76,700
Film by the Sea (FBTS)	42,350	45,700	44,500	46,000	46,200
Holland Animation Film Festival (HAFF)	19,000	21,000	20,000	17,282	21,340
Imagine	15,000	15,000	25,450	24,831	25,244
Go Short	9,320	11,962	14,384	16,482	18,631
Total	787,670	818,162	774,290	870,197	879,032

4. DISTRIBUTION

4.1 TOP 20 ADMISSIONS ACROSS ALL RELEASES IN 2014

**Top 20 Dutch releases account
for 35.8% of box-office**

The top 20 performing Dutch titles of 2014 collectively accounted for 35.8% of the yearly box-office total*, which reached €89.6 million. The best performing domestic title was *Vipers Nest 2 (Gooische Vrouwen 2)* which attracted over 2 million visitors in total, followed by *Tuscan Wedding (Toscaanse Bruiloft)* with 557,000 visitors, and *Soof* third with 471,000 visitors.

AFB-A-Film Benelux Distribution/IF-Independent Film/DFW Dutch Film Works/ JFD Just Film Distribution/ UPI-Universal Pictures International Netherlands/WB-Warner Bros. Pictures Holland/WB (FOX)-Warner Bros. 20th Century Fox catalogus/WDS-Walt Disney Studios Motion Pictures.

* Later in 2015 this film exceeded 2,0 million admissions

	Title	Distributor	Release date	Admissions 2014 (x1,000)	Cumulative admissions (per 15/3/2015)	Share of total admissions 2014 %	GBO € (x 1,000)	Cumulative GBO (per 15/3/2015)	Share of total GBO 2014%	Total prints released
Top 20 Admissions										
1	<i>Viper's Nest 2/Gooische Vrouwen 2</i>	IF	04-12-14	1,184	1,975	3.84%	10,105	16,712	4.04%	152
2	The Hobbit: battle of the five Armies 3D	WB	10-12-14	835	1,181	2.71%	8,533	12,037	3.41%	251
3	The Wolf of Wallstreet	DFW	09-01-14	671		2.18%	5,898		2.36%	122
4	The Hunger Games: Mockinjay - part 1	IF	20-11-14	674	759	2.19%	5,699	6,415	2.28%	118
5	RIO 2 3D	WB(FOX)	09-04-14	580		1.88%	4,696		1.88%	215
6	<i>Tuscan Wedding/Toscaanse Bruiloft</i>	AFB	30-01-14	557		1.81%	4,489		1.79%	128
7	How to train your Dragon 2 3D/Hoe tem je een Draak 2 3D	WB(FOX)	02-07-14	530		1.72%	4,343		1.74%	219
8	Maze Runner	WB(FOX)	25-09-14	509		1.65%	4,135		1.65%	95
9	Dawn of the Planet of the Apes 3D	WB(FOX)	17-07-14	425		1.38%	4,070		1.63%	108
10	<i>Lessons in Love/Soof</i>	IF	12-12-13	471		1.53%	3,845		1.54%	124
11	22 Jump Street	UPI	05-06-14	449		1.46%	3,674		1.47%	88
12	The Hobbit: the desolation of Smaug 3D	WB	11-12-13	362		1.17%	3,642		1.46%	248
13	Interstellar	WB	06-11-14	392	437	1.27%	3,589	3,979	1.44%	106
14	<i>Gift from the Heart/Pak van mijn Hart</i>	AFB	06-11-14	423	439	1.37%	3,407	3,539	1.36%	125
15	Frozen 3D (NL)	WDS	12-12-13	411		1.33%	3,352		1.34%	234
16	Transformers: Age Of Extinction 3D	UPI	10-07-14	324		1.05%	3,331		1.33%	124
17	The Lego Movie 3D/De Lego Film 3D	WB	13-02-14	402		1.31%	3,295		1.32%	214
18	12 Years a Slave	IF	20-02-14	413		1.34%	3,291		1.32%	80
19	<i>Heart Street/Hartenstraat</i>	JFD	13-03-14	395		1.28%	3,155		1.26%	123
20	Guardians of the Galaxy 3D	WDS	14-08-14	312		1.01%	3,012		1.20%	81
Total top 20				10,316		33.5%	89,563		35.8%	
Total of all admissions 2014 / GBO revenue 2014				30,800			250,100			

4.2 TOP 20 ADMISSIONS FOR DUTCH FILMS IN 2014

Admissions for Dutch films grows to 6.4 million

The top 20 performing Dutch titles of 2014 gained a market share of 18.6%. The total audience for Dutch films grew to 6,447,000 admissions, an impressive 33.4% increase compared to the 4,831,000 admissions in 2012.

AFB-A-Film Benelux Distribution/eOne-Entertainment One Benelux/
IF-Independent Film/JF-Just Film/DFW Dutch Film Works/ PAR Paradiso
Entertainment/WDS-Walt Disney Studios Motion Pictures.

Title	Distributor	Release date	Admissions 2014 (x1,000)	Cumulative admissions (per 15/3/2015)	Share of total admissions 2014 %	GBO € (x 1,000)	Cumulative GBO (per 15/3/2015)	Share of total GBO 2014%	Total prints released
1 Viper's Nest 2/Gooische Vrouwen 2	IF	04-12-14	1,184	1,975	3.84%	10,105	16,712	20.51%	152
2 Tuscan Wedding/Toscaanse Bruiloft	AFB	30-01-14	557		1.81%	4,489		9.11%	128
3 Lessons in Love/SooF	IF	12-12-13	471		1.53%	3,845		7.80%	124
4 Gift from the Heart/Pak van mijn Hart	AFB	06-11-14	423	439	1.37%	3,407	3,539	6.91%	125
5 Heart Street/Hartenstraat	JFD	13-03-14	395		1.28%	3,155		6.40%	123
6 Mister Twister on Stage/Mees Kees op de Planken	eOne	03-12-14	384	586	1.25%	2,641	4,033	5.36%	125
7 Dummie the Mummy/Dummie de Mummie	DFW	09-10-14	351	354	1.14%	2,485	2,505	5.04%	122
8 Mister Twister goes Camping/Mees Kees op Kamp	eOne	11-12-13	278		0.90%	1,961		3.98%	122
9 De Club van Sinterklaas & het pratende Paard	DFW	16-10-14	243		0.79%	1,619		3.29%	126
10 The Secret Witch/Heksen bestaan niet	JFD	19-06-14	220		0.71%	1,559		3.16%	120
11 The amazing Wiplala/Wiplala	PAR	19-11-14	190	276	0.62%	1,281	1,870	2.60%	124
12 Secrets of War/Oorlogsgeheimen	DFW	03-07-14	166		0.54%	1,176		2.39%	120
13 Those were the Days/Toen was Geluk heel gewoon	JFD	10-04-14	141		0.46%	1,124		2.28%	103
14 Painkillers/Pijnstillers	DFW	25-09-14	137	153	0.44%	1,030	1,121	2.09%	117
15 Accused/Lucia de B.	IF	03-04-14	134		0.43%	1,003		2.04%	82
16 Miracle Monks/Wonderbroeders	AFB	02-10-14	112		0.36%	871		1.77%	94
17 Bro's before Ho's	AFB	05-12-13	97		0.31%	808		1.64%	96
18 Sinterklaas en Diego: het Geheim van de Ring	eOne	08-10-14	89		0.29%	608		1.23%	88
19 Confetti Harvest/Dorsvloer vol Confetti	eOne	18-09-14	79	83	0.26%	545	564	1.11%	42
20 Men in the City/Mannenharten	DFW	28-11-13	74		0.24%	620		1.26%	114
Total top 20			5,724		18.58%	44,332			2,247
Total of all admissions 2014 / GBO revenue 2014			6,447			49,280			

4.3 TOP 20 ADMISSIONS 2005-2014

2 new features in Top 20 poll (2005-2014)

Based on their success in 2014, 2 new features entered the Top 20 Dutch films 2005-2014. These were *Vipers Nest 2 (Gooische Vrouwen 2)* and *Tuscan Wedding (Toscaanse Bruiloft)*.

1. New titles. results until 15 March 2015
Source: NVB/NVF

Top title all time	Release date	Admissions (x1,000)	Top title releases 2005 - 2014	Release date	Distributor	Admissions (x1,000)	GBO (x1,000 €)
1 Turkish Delight/Turks Fruit	22-02-73	3,338	1 Viper's Nest 2/Gooische Vrouwen 2 ¹	04-12-14	IF	1,975	16,712
2 Fanfare	24-10-58	2,636	2 Viper's Nest/Gooische Vrouwen	10-03-11	IF	1,921	15,070
3 Ciske de Rat (1955)	07-10-55	2,433	3 Love is all/Alles is Liefde	11-10-07	AFD	1,318	9,910
4 Business is Business/Wat zien ik	04-09-71	2,359	4 Stricken/Komt een Vrouw bij de Dokter	26-11-09	BFD	1,211	9,255
5 Blue Movie	30-09-71	2,335	5 New Kids: Turbo	09-12-10	BFD	1,088	8,828
6 Flodder	18-12-86	2,314	6 Black Book/Zwartboek	14-09-06	AFD	1,056	7,521
7 Viper's Nest 2/Gooische Vrouwen 2 (1)	04-12-14	1,975	10 Nova Zembla (3d)	24-11-11	BFD	890	8,286
8 Viper's Nest/Gooische Vrouwen	10-03-11	1,914	7 The Family Way/Alles is Familie	22-11-12	AFD	873	7,114
9 Katie Toppel/Keetje Tippel	06-03-75	1,829	9 Winter in Wartime/Oorlogswinter	27-11-08	BFD	845	6,201
10 The Human Dutch/Alleman	20-12-63	1,665	10 The Storm/De Storm	17-09-09	UPI	744	4,732
11 Ciske de Rat (1984)	29-03-84	1,593	11 Loving Ibiza/Verliefd op Ibiza	31-01-13	AFB	715	5,817
12 Soldier of Orange/Soldaat van Oranje	22-09-77	1,547	12 The new Wilderness/De nieuwe Wildernis	26-09-13	DFW	691	5,258
13 Flodder in Amerika	03-07-92	1,494	13 Mister Twister - Class Of Fun/Mees Kees	03-10-12	eOne	602	4,142
14 De Overval	21-12-62	1,474	14 Anubis & het Pad der 7 Zonden	08-10-08	IF	561	3,683
15 Love is all/Alles is Liefde	11-10-07	1,318	15 Tuscan Wedding/Toscaanse Bruiloft ¹	30-01-14	AFB	557	4,489
16 A Kingdom for a Horse/Een Koninkrijk voor een Huis	11-03-49	1,292	16 The happy Housewife/De gelukkige Huisvrouw	15-04-10	BFD	521	3,860
17 Stricken/Komt een Vrouw bij de Dokter	26-11-09	1,211	17 New Kids: Nitro	08-12-11	BFD	490	4,013
18 Kruieltje	09-12-99	1,136	18 Crusade in Jeans/Kruistocht in Spijkerbroek	16-11-06	BFD	484	3,197
19 Sterren stralen overal	30-01-53	1,130	19 Lessons in Love/SooF ¹	12-12-13	IF	471	3,845
20 Spetters	28-02-80	1,124	20 Dik Trom /Chubby Drums	24-11-10	BFD	457	3,050

4.4 DISTRIBUTOR MARKET SHARES 2010-2014

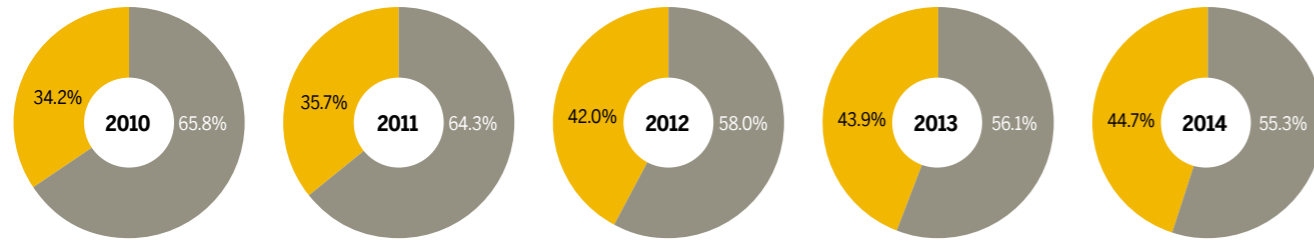
55.3 % market share¹ for majors and 44.7% for independent distributors

Distributor market share over the past few years shows a continual increase for independent distributors and an ongoing decline for the majors. In 2014 the split was 55.3% in favour of the majors and 44.7% for the independents.

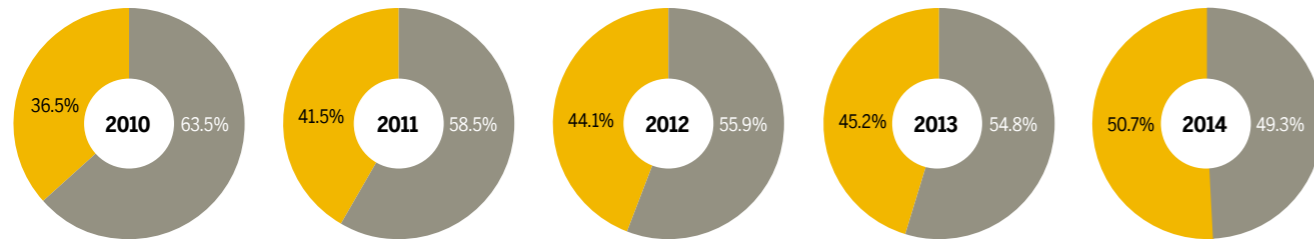
1. as per 15 July 2014
Source: NVB/NVF

MARKET SHARE FOR MAJORS AND INDEPENDENT DISTRIBUTORS

admissions independent
admissions majors



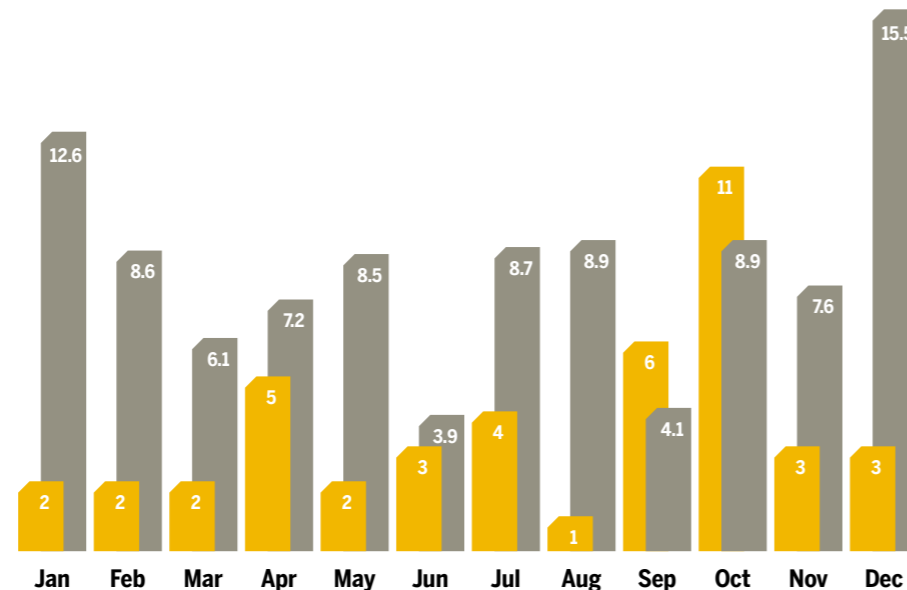
gross box office independent
gross box office majors



4.5 MONTHLY BOX-OFFICE AND RELEASES OF DUTCH FEATURES

Total Dutch box-office results peak in December and January whereas many Dutch films are released in September and October.

Source: Netherlands Film Fund. Measured 2008-2014.



% Monthly box office share (average)
Number of Dutch releases (average)

ADMISSIONS (x1000)	2010 (1,000s)	% (1,000s)	2011 (1,000s)	% (1,000s)	2012 (1,000s)	% (1,000s)	2013 (1,000s)	% (1,000s)	2014 (1,000s)	% (1,000s)	% Title with the most admissions in 2014
Majors											
Warner Bros. Pictures International (Holland) B.V. (incl. Fox)	7620	29.3%	7294	27.3%	5,897	21.1%	6,642	23.3%	8,371	32.2%	The Hobbit: Battle Of The Five Armies (3D)
Universal Pictures International Netherlands B.V. ²	4,676	18.0%	4,468	16.7%	4,888	17.5%	6,096	21.4%	4,298	16.5%	22 Jump Street
The Walt Disney Company (Benelux) B.V.	2,696	10.4%	2,729	10.2%	1,904	6.8%	2,527	8.9%	1,716	6.6%	Guardians Of The Galaxy 3D
Sony Pictures Releasing Holland B.V. (until 01-03-2013)	2,139	8.2%	2,680	10.0%	3,551	12.7%	727	2.5%		0.0%	
Subtotal	17,131	65.8%	17,171	64.3%	16,240	58.0%	15,992	56.1%	14,385	55.3%	
Independents											
Independent Films B.V.	2,158	8.3%	3,771	14.1%	2,563	9.2%	2,289	8.0%	4,802	18.4%	Viper's Nest 2/ Gooische Vrouwen 2
Dutch Filmworks			247	0.9%	1,709	6.1%	3,283	11.5%	2,556	9.8%	The Wolf of Wall Street
Entertainment One Benelux B.V.	1,649	6.3%	1,552	5.8%	2,023	7.2%	2,680	9.4%	2,611	10.0%	Mister Twister on Stage/ Mees Kees op de Planken
A-Film Benelux MSD B.V.	1,824	7.0%	2,294	8.6%	1,788	6.4%	2,912	10.2%	2,071	8.0%	Tuscan Wedding/Toscaanse Bruiloft
Just Film Distribution			214	0.8%	215	0.8%	231	0.8%	838	3.2%	Heart Street/ Hartenstraat
Paradiso Entertainment Nederland B.V.	327	1.3%	941	3.5%	494	1.8%	583	2.0%	878	3.4%	The Amazing Wiplala/ Wiplala
Cinéart Nederland B.V.	523	2.0%	612	2.3%	801	2.9%	661	2.3%	578	2.2%	Bon Dieu !
Lumière Publishing B.V.			19	0.1%	415	1.5%	146	0.5%	440	1.7%	Boyhood
September Film Distribution (Wild Bunch Benelux Distribution B.V.)	220	0.8%	303	1.1%	676	2.4%	429	1.5%	461	1.8%	The 100 year old man...
Cinemien (ABC Theatrical Distribution B.V.)	249	1.0%	284	1.1%	235	0.8%	431	1.5%	330	1.3%	Mommy
Remain In Light B.V.									201	0.8%	
Imagine Film Distributie Nederland B.V.					80	0.3%	105	0.4%	125	0.5%	My Old Lady
Eye Film Instituut Distributie	126	0.5%	97	0.4%	77	0.3%	80	0.3%	58	0.2%	Shirley - Visions of Reality
Cinema Delicatessen	77	0.3%	46	0.2%	30	0.1%	25	0.1%	37	0.1%	Winter Nomads
Amstelfilm B.V.	19	0.1%	31	0.1%	25	0.1%	39	0.1%	35	0.1%	Clean Spirit in the heart of the Tour/ Nieuwe Helden
Twin Film	43	0.2%	32	0.1%	33	0.1%	41	0.1%	34	0.1%	Pelle En De Dierenrovers (NL)
Arti Film			10	0.0%	17	0.1%	24	0.1%	12	0.0%	Wakolda
Benelux Film Distributors (until 01-06-2013)	3,477	13.4%	2,566	9.6%	1,581	5.6%	432	1.5%			
Filmfreak Distributie					1,237	4.4%	114	0.4%			
Moonlight Films BV	27	0.1%	20	0.1%	2	0.0%	44	0.2%			
LOC Film Distribution											
Shooting Star Filmcompany											
Other ¹	339	1.3%	249	0.9%	318	1.1%	277	1.0%	381	1.5%	Recep Ivedik 4
Subtotal	8,900	34.2%	9,517	35.7%	11,756	42.0%	12,537	43.9%	11,647	44.7%	
Total	26,031		26,688		27,996		28,529		26,032		

GROSS BOX OFFICE (x1000 €)	2010 (1,000s)	%	2011 (1,000s)	%	2012 (1,000s)	%	2013 (1,000s)	%	2014 (1,000s)	%
Majors										
Warner Bros. Pictures International (Holland) B.V. (incl. Fox)	63,676	29.0%	59,300	24.7%	50,645	20.7%	58,560	23.47%	72,256	28.89%
Universal Pictures International Netherlands B.V. ²	37,437	17.1%	36,005	15.0%	39,658	16.2%	50,383	20.19%	36,289	14.51%
The Walt Disney Company (Benelux) B.V.	22,011	10.0%	23,462	9.8%	16,006	6.5%	21,693	8.69%	14,751	5.90%
Sony Pictures Releasing Holland B.V. (until 01-03-2013)	16,220	7.4%	21,640	9.0%	30,390	12.4%	6,130	2.46%		
Subtotal	139,344	63.5%	140,407	58.5%	136,699	55.9%	136,766	54.81%	123,296	49.30%
Independents										
Independent Films B.V.	16,254	7.4%	28,862	12.0%	19,882	8.1%	18,105	7.26%	39,069	15.62%
Dutch Filmworks			2,081	0.9%	12,725	5.2%	25,071	10.05%	19,663	7.86%
Entertainment One Benelux B.V.	12,017	5.5%	11,144	4.6%	14,995	6.1%	20,464	8.20%	19,614	7.84%
A-Film Benelux MSD B.V.	13,067	6.0%	17,093	7.1%	13,541	5.5%	22,421	8.99%	16,010	6.40%
Just Film Distribution			1,498	0.6%	1,495	0.6%	1,699	0.68%	6,405	2.56%
Paradiso Entertainment Nederland B.V.	2,253	1.0%	6,972	2.9%	3,514	1.4%	4,281	1.72%	6,339	2.53%
Cinéart Nederland B.V.	3,251	1.5%	4,215	1.8%	5,763	2.4%	4,766	1.91%	4,125	1.65%
Lumière Publishing B.V.			144	0.1%	3,049	1.2%	937	0.38%	3,527	1.41%
September Film Distribution (Wild Bunch Benelux Distribution B.V.)	1,452	0.7%	2,024	0.8%	5,153	2.1%	3,104	1.24%	3,413	1.36%
Cinemien (ABC Theatrical Distribution B.V.)	1,647	0.8%	1,909	0.8%	1,647	0.7%	3,191	1.28%	2,431	0.97%
Remain In Light B.V.									1,378	0.55%
Imagine Film Distributie Nederland B.V.					572	0.2%	755	0.30%	909	0.36%
Eye Film Instituut Distributie	727	0.3%	506	0.2%	420	0.2%	560	0.22%	422	0.17%
Cinema Delicatessen	540	0.2%	335	0.1%	237	0.1%	218	0.09%	258	0.10%
Amstelfilm B.V.	115	0.1%	188	0.1%	149	0.1%	261	0.10%	242	0.10%
Twin Film	220	0.1%	162	0.1%	188	0.1%	256	0.10%	210	0.08%
Arti Film			61	0.0%	111	0.0%			72	0.03%
Benelux Film Distributors (until 01-06-2013)	25,793	11.8%	20,460	8.5%	12,067	4.9%	3,167	1.27%		
Filmfreak Distributie					9,836	4.0%	788	0.32%		
Moonlight Films BV	162	0.1%	138	0.1%	10	0.0%	301	0.12%		
LOC Film Distribution							166	0.07%		
Other ¹	2,530	1.2%	1,837	0.8%	2,546	1.0%	2,231	0.89%	2,730	1.09%
Subtotal	80,028	36.5%	99,629	41.5%	107,900	44.1%	112,742	45.19%	126,818	50.70%
Total	219,372		240,036		244,599		249,508		250,114	

1. NVF-members / 2. (incl. Sony as of 01-03-2013)
Source: NVB / NVF

5. EXHIBITION

5.1 COUNTRY SHARE OF ADMISSIONS / GROSS BOX-OFFICE 2010-2014

29.5% of Dutch cinema audiences saw European films. 20.9% attended Dutch films in 2014

The audience market share in the Netherlands for European films increased slightly to 29.5% in 2014, following the European trend towards higher market shares for European films within Europe (source: European Audiovisual Observatory). In 2014 the overall European market share for European films in Europe reached a record high. The market share for American films in the Netherlands dropped to 64.6% in 2014, enabling films from other territories to triple their market share to 5.9% (admissions) in three years.

Source: NVB/NVF

ADMISSIONS	2010 (1,000s)	%	2011 (1,000s)	%	2012 (1,000s)	%	2013 (1,000s)	%	2014 (1,000s)	%
Dutch films	32,503	14.8%	52,449	21.9%	35,926	14.7%	47,528	19.0%	6,447	20.9%
British films	4,015	1.8%	22,431	9.3%	24,629	10.1%	6,212	2.5%	986	3.2%
Spanish films	977	0.4%	1,181	0.5%	219	0.1%	2,232	0.9%	612	2.0%
Italian films	1,327	0.6%	1,128	0.5%	403	0.2%	1,482	0.6%	178	0.6%
French films	5,689	2.6%	4,332	1.8%	15,278	6.2%	4,451	1.8%	134	0.4%
German films	1,832	0.8%	1,611	0.7%	782	0.3%	2,412	1.0%	30	0.1%
Other European films	4,761	2.2%	2,339	1.0%	4,828	2.0%	2,882	1.2%	713	2.3%
Subtotal Europe	51,104	23.3%	85,471	35.6%	82,065	33.6%	67,199	26.9%	9,100	29.5%
American films	20,484	72.7%	19,011	62.4%	19,264	63.0%	21,035	68.3%	19,930	64.6%
Other films	489	1.7%	455	1.5%	581	1.9%	857	2.8%	1,805	5.9%
Total	28,190		30,456		30,560		30,818		30,834	

GROSS BOX OFFICE	2010 (1,000s)	%	2011 (1,000s)	%	2012 (1,000s)	%	2013 (1,000s)	%	2014 (1,000s)	%
Dutch films	32,503	14.8%	52,449	21.9%	35,926	14.7%	47,528	19.0%	49,280	19.7%
British films	4,015	1.8%	22,431	9.3%	24,629	10.1%	6,212	2.5%	7,290	2.9%
Spanish films	977	0.4%	1,181	0.5%	219	0.1%	2,232	0.9%	4,476	1.8%
Italian films	1,327	0.6%	1,128	0.5%	403	0.2%	1,482	0.6%	1,397	0.6%
French films	5,689	2.6%	4,332	1.8%	15,278	6.2%	4,451	1.8%	960	0.4%
German films	1,832	0.8%	1,611	0.7%	782	0.3%	2,412	1.0%	210	0.1%
Other European films	4,761	2.2%	2,339	1.0%	4,828	2.0%	2,882	1.2%	5,162	2.1%
Subtotal Europe	51,104	23.3%	85,471	35.6%	82,065	33.6%	67,199	26.9%	68,773	27.5%
American films	164,968	75.2%	151,453	63.1%	158,199	64.7%	175,703	70.4%	165,633	66.2%
Other films	489	1.7%	455	1.5%	581	1.9%	857	2.8%	15,708	6.3%
Total	28,190		30,456		30,560		30,818		250,114	

5.2 FILM SCREENED 2010 - 2014

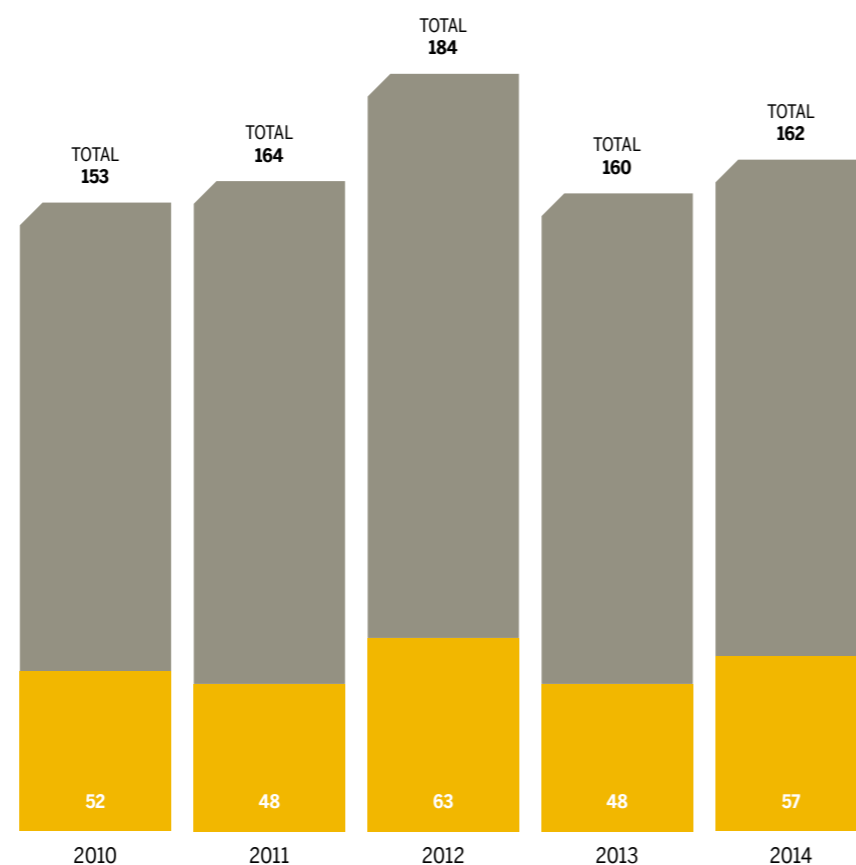
57 Dutch film releases on 2.711 screens

The Netherlands Film Fund counted a total of 71 feature length Dutch films theatrically released in 2014 (52 features and 19 documentaries, see charts 1.3 and 1.4). According to NVB/NVF 57 Dutch features and documentary films were released in 2014 in the Netherlands after 63 Dutch releases in 2012 and 48 in 2013. These were screened on 2.711 screens. Over the same period German and Spanish films needed fewer prints to achieve comparable results and an (almost) unchanged number of 30 titles of other EU films were released to almost double the screens (654) compared to the previous year (376).

1. For co-productions the country of origin of the main production company is the determining factor
Titles: including directly imported titles (non NVF-members)
Screens: including prints from directly imported titles (non NVF-members)

Please note:
NVF/NVB and Netherlands Film Fund figures may differ because of errors, counting of re-releases and releases by non-NVF/NVB members

Source: NVB/NVF



NEW RELEASES EUROPEAN UNION

Dutch films
Other European films

	2010		2011		2012		2013		2014	
	Titles	Screens	Titles	Screens	Titles	Screens	Titles	Screens	Titles	Screens
European Union										
Dutch films	52	1,816	48	2,142	63	2,537	48	2,713	57	2,711
British films	23	625	25	716	30	935	26	641	27	698
German films	9	188	12	166	4	147	12	417	10	117
Spanish films	4	25	7	76	4	25	5	210	3	34
French films	25	343	26	308	43	644	31	446	29	522
Italian films	11	114	8	102	3	104	5	68	6	60
Other EU films	29	359	38	614	37	669	33	376	30	654
Subtotal EU	153	3,470	164	4,124	184	5,061	160	4,871	162	4,796
American films	137	7,579	153	8,827	154	8,729	166	9,568	154	9,524
Other films	35	261	72	405	68	536	27	325	46	1,188
Total	325	11,310	389	13,356	406	14,326	353	14,764	362	15,508

5.3 CINEMAS 2010-2014

265 theatres with 859 screens in the Netherlands

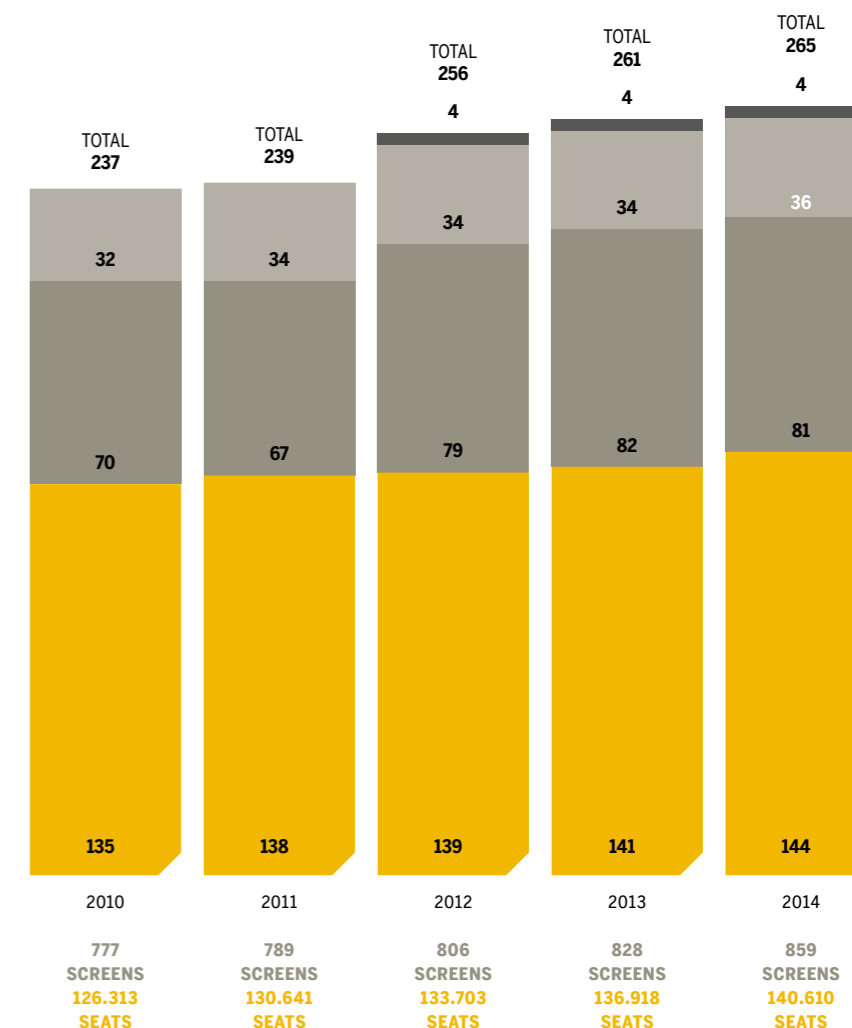
The number of cinemas in the Netherlands grew to 265 in 2014, enabling audiences to watch films on 859 screens.

Source: NVB/NVF

NUMBER OF CINEMAS

Commercial cinemas
Municipal cinemas¹
Small Municipal cinemas¹
Traveling and open air cinemas

1. Municipal and small municipal cinemas with and without daily programming

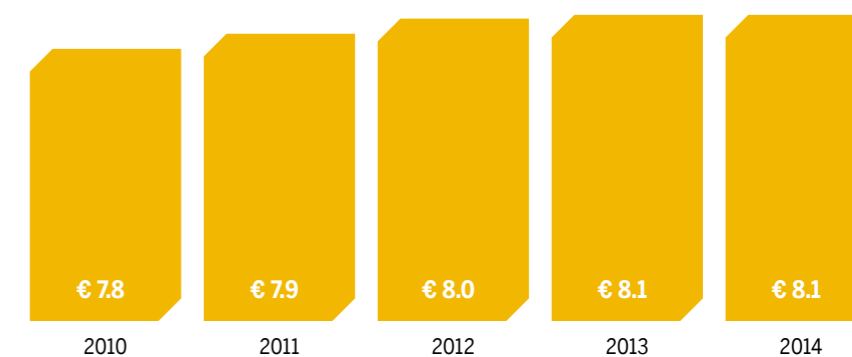


5.4 TICKET PRICE

€ 8.11 average ticket price

Over recent years the average ticket price has remained stable at € 8.11.

Source: NVB/NVF



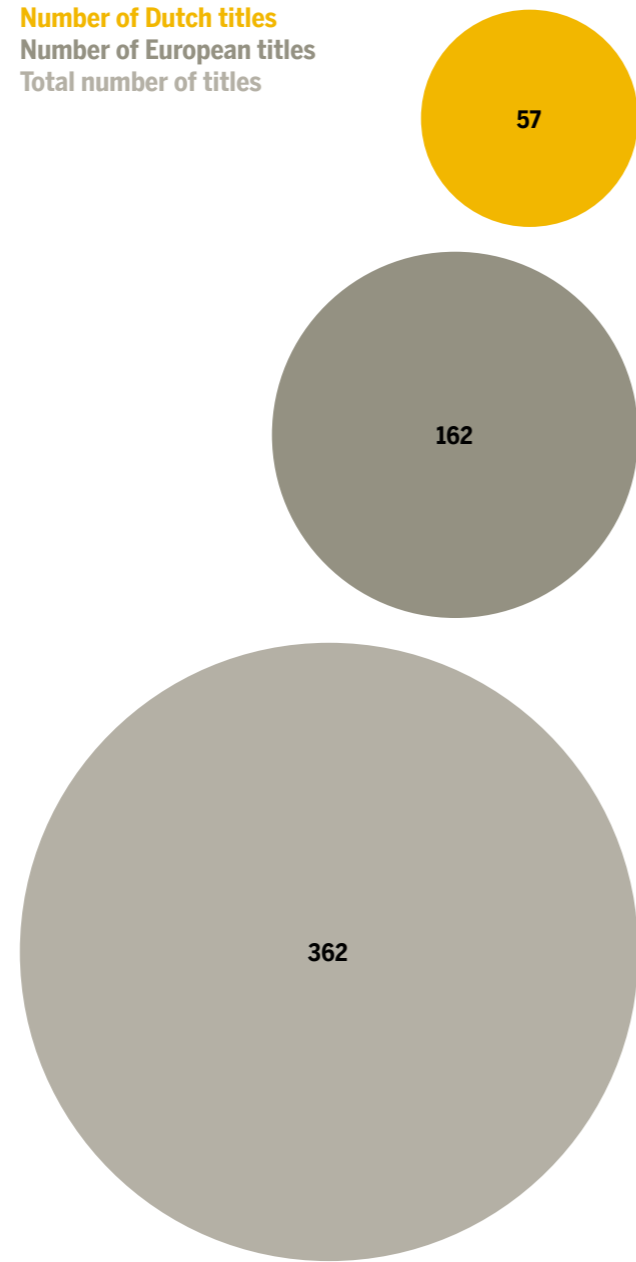
5.5 REGIONAL MARKET SHARE

57 Dutch titles generated 19.7% of the box-office. European films reached 27.5% in 2014

Dutch titles represented 16% of all the 362 films released in 2014. The €49.2 million in box-office revenues that Dutch titles generated amounts to nearly 20% of the total box-office.

Source: NVB/NVF

Please note: NVF/NVB and Netherlands Film Fund figures may differ because of errors, counting of re-releases and releases by non-NVF/NVB members



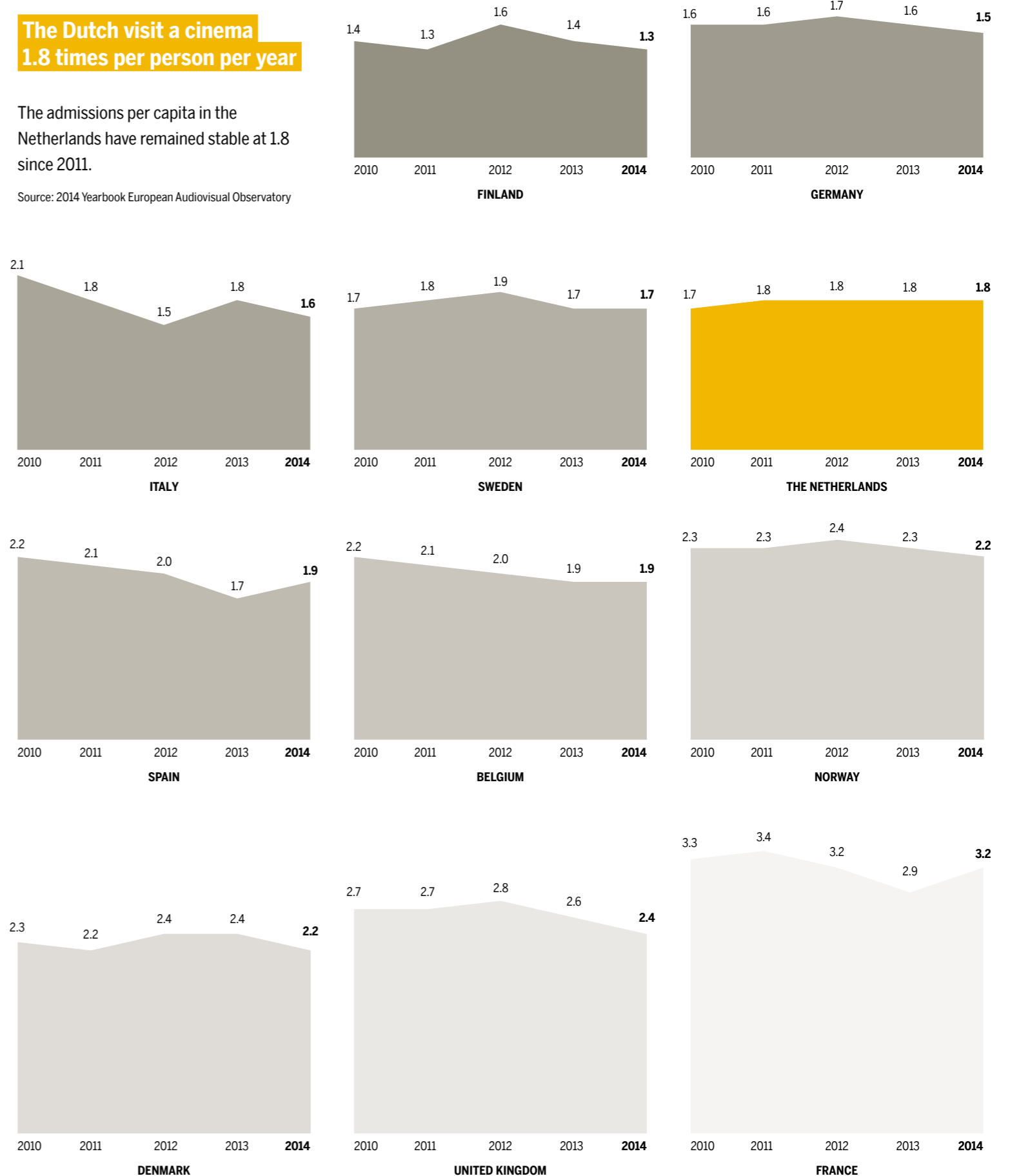
	GBO € (1,000s)	%	Admissions (1,000s)	%	Number of titles	Screens	Title most admissions
European Union							
Dutch films (incl co-productions)	49,280	19.70%	6,447	20.91%	57	2,711	Vipers Nest 2/Gooische Vrouwen 2
British films	7,290	2.91%	986	3.20%	27	698	Philomena
French films	4,476	1.79%	612	1.98%	29	522	Samba
Belgian films	2,692	1.08%	374	1.21%	6	313	K3 Dierenhotel
Swedish films	1,438	0.57%	193	0.63%	8	176	The 100-year-old Man who climbed out the Window and disappeared
Italian films	1,397	0.56%	178	0.58%	6	60	Una Via A Palermo
German films	960	0.38%	134	0.43%	10	117	Hanni & Nanni
Danish films	513	0.20%	75	0.24%	6	64	The Keeper Of Lost Causes
Polish films	324	0.13%	45	0.14%	3	30	Ida
Spanish films	210	0.08%	30	0.10%	3	34	Wild Tales
Films from other EU-countries	195	0.08%	28	0.09%	7	71	
Subtotal EU	68,773	27.50%	9,100	29.51%	162	4,796	
American films	165,633	66.22%	19,930	64.64%	154	9,524	The Wolf Of Wallstreet
Films from all other countries	15,708	51.68%	1,805	52.12%	46	1,188	
Subtotal outside EU		72.5%		70.49%			
TOTAL	250,113,714	100%	30,834,272	100%	362	20,304	

5.6 ADMISSIONS PER CAPITA

The Dutch visit a cinema 1.8 times per person per year

The admissions per capita in the Netherlands have remained stable at 1.8 since 2011.

Source: 2014 Yearbook European Audiovisual Observatory

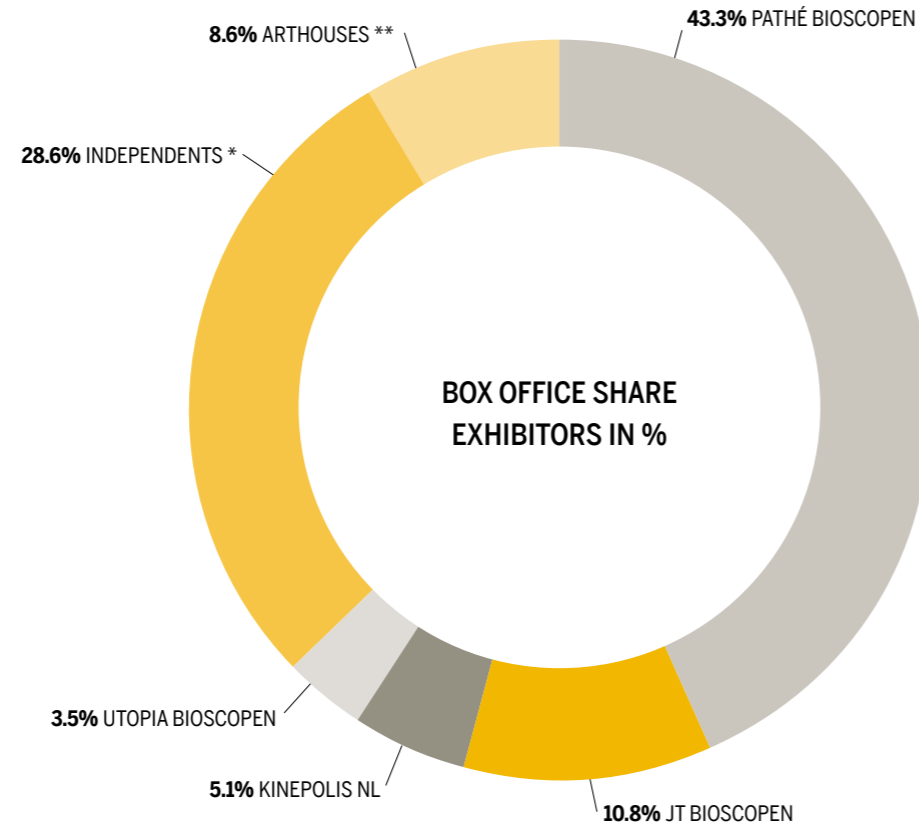


5.7 MARKET SHARES EXHIBITORS

The major Dutch cinema exhibitors have 62.8% market share

The major Dutch exhibitor concerns have a combined market share of 62.8%. In numbers of screens however the independents and arthouses have the largest numbers of screens: 501 compared to the 358 of the majors.

Source: NVB/NVF
* independents exclude 4 travel & open air cinemas
** excluding 'internal' arthouses (2014: 10)



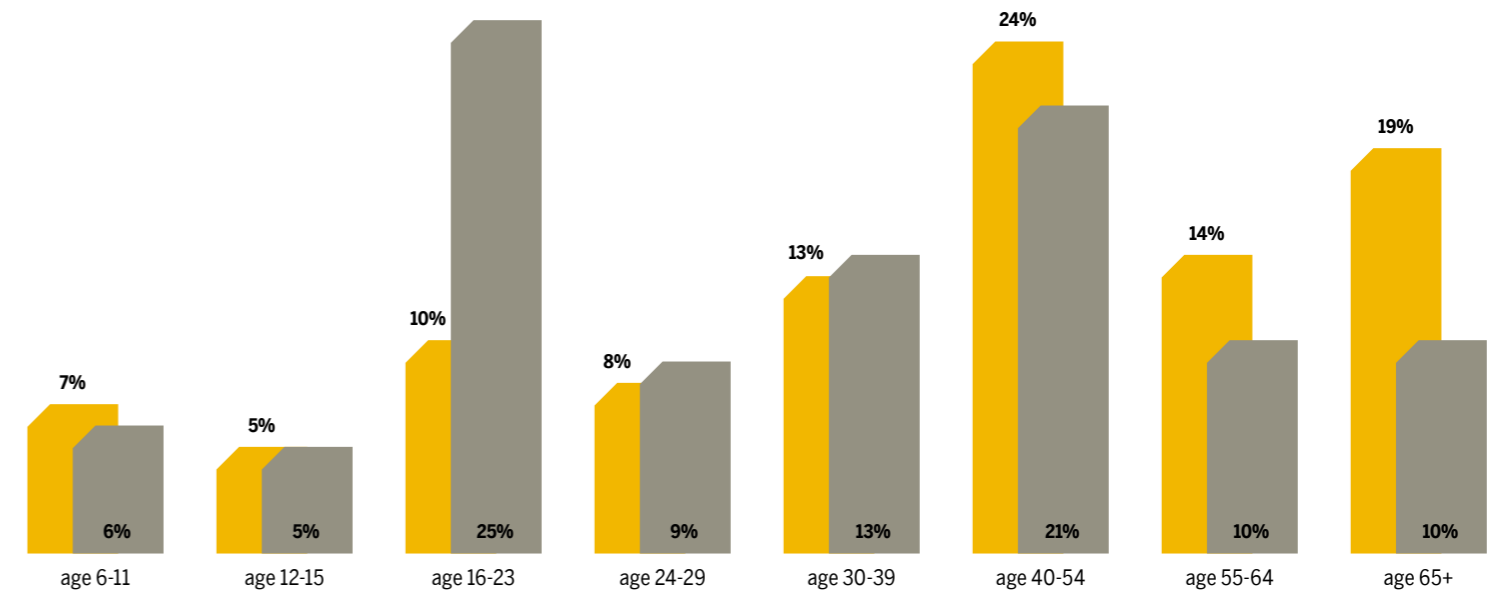
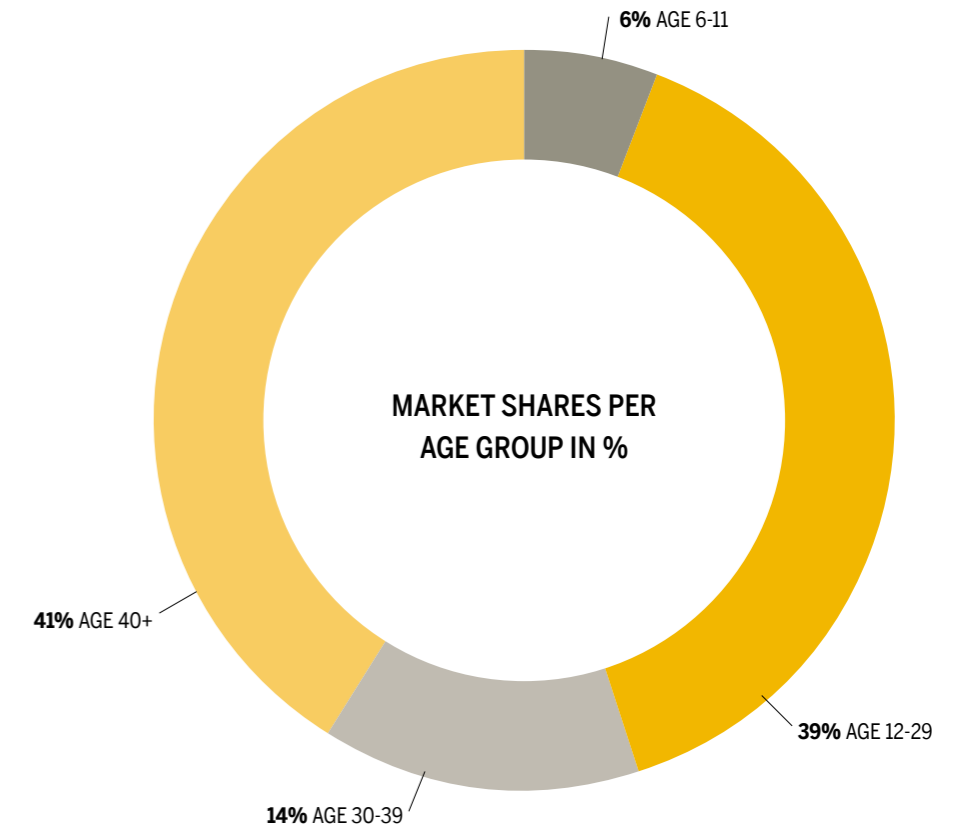
5.8 CINEMA ATTENDANCE MARKET SHARES PER AGE GROUP

The highest cinema attendance is reached by the 40+ age group, with a market share of 41%

The two main age groups are 40+ and 12-29 years old. The second largest group reaches a market share of 39%. This was 40% in 2007 and 45% in 2003.

While representing only 10% of the Dutch population, 16-23 year olds have a 25% market share in Dutch cinemas. However, the age group of 40+ is in total the largest in cinema attendance with 41% market share (29% in 2003). This group represents 57% of the Dutch population.

Source: Bioscoopmonitor, Stichting Filmonderzoek



Share in % of population
Share in % of cinema admissions

Exhibitor concerns	Box Office (x€1000)	B.O. share (%)	Cinemas	Screens	Owned by
Pathé Bioscopen	108,559	43.4%	21	161	Groupe Pathé- France
JT Bioscopen	27,037	10.8%	23	117	Nedvest, Punt Beheer - Netherlands
Kinepolis NL	127,32	5.1%	9	46	Kinepolis Group- Belgium
Utopia Bioscopen	8,753	3.5%	5	34	Utopia Group SA France
total concerns	157,63	62.8%	58	358	
independents *	71,530	28.6%	86	319	
arthouses**	21,521	8.6%	106	182	
total others	93,051	37.2%	192	501	
Grand total	250,114	100%	250	859	



6. DVD / BLU RAY / VOD

6.1 TOP DVD / BLU RAY RETAIL SALES DUTCH FEATURE FILMS AND DOCS

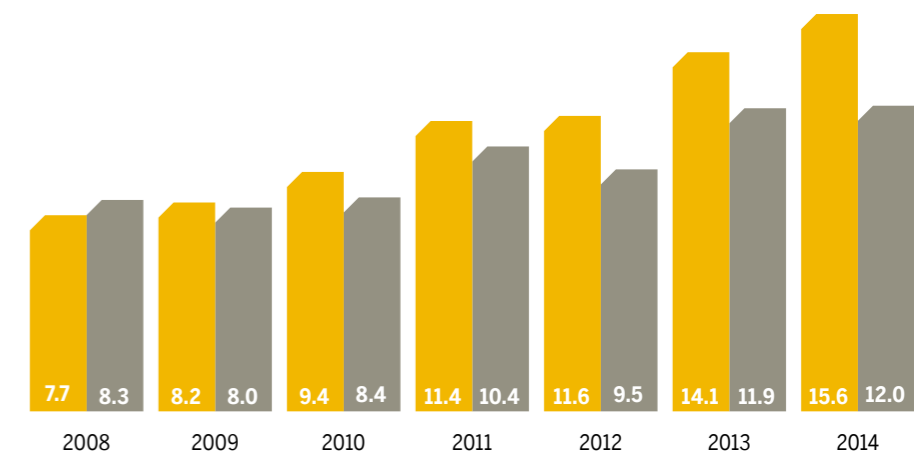
One new dvd/bluray release entered the 5-year Top 20 in 2014

The New Wilderniss entered the Top selling DVD/BluRay list. The best selling title between 2010-2014 remains *Stricken* with 229,254 units grossing € 2,660,432.

Estimate covering 86% (DVD) and 95% (BluRay) of the Dutch market
1. releases after 01-01-2010

Source: GfK retail & Technology NL

		# units	gross €	year of dvd release ¹	last year position
Top DVD / Blu Ray retail sales dutch feature films and docs					
1	Stricken/Komt een vrouw bij de dokter	229,254	2,660,432	2010	2
2	Viper's Nest/Gooische Vrouwen	179,993	2,416,253	2011	3
3	New Kids Turbo!	122,510	1,431,807	2011	5
4	Sonny Boy	120,121	1,155,373	2011	6
5	The Dark House/Terug naar de Kust	106,482	967,350	2010	7
6	The Hell of '63/De Hel van '63	100,731	818,778	2010	8
7	Mister Twister/Mees Kees	99,793	806,561	2013	
8	The Family Way/Alles is Familie	95,733	964,481	2013	16
9	Nova Zembla	93,687	916,632	2012	13
10	Cool Kids Don't Cry/Achtste Groepers huilen niet	86,107	754,152	2013	18
11	The Happy Housewife/De gelukkige Huisvrouw	73,670	524,566	2011	11
12	The Dinner Club/De Eetclub	71,447	666,870	2011	12
13	Fuchsia the Mini-witch/Foeksia de Miniheks	71,447	666,870	2011	
14	Sinterklaas en de verdwenen Pakjesboot	68,855	334,525	2010	17
15	The new Wilderniss/De nieuwe Wildernis	68,006	1,118,355	2014	
16	Loving Ibiza/Verliefd op Ibiza	64,272	598,653	2013	
17	Sinterklaas en het Pakjesmysterie	62,022	163,932	2011	
18	Regret!/Spijt!	61,486	668,638	2013	
19	Alfie the little Werewolf/Dolfje Weerwolfje	60,804	477,744	2012	
20	The Heineken Kidnapping/De Heineken Ontvoering	54,589	550,203	2012	



units. Dutch titles DVD / Blu Ray marketshare¹ turnover. Dutch titles DVD / Blu Ray marketshare¹

Dutch DVD/Blu Ray marketshare ¹	units	turnover
2008	7.7%	8.3%
2009	8.2%	8.0%
2010	9.4%	8.4%
2011	11.4%	10.4%
2012	11.6%	9.5%
2013	14.1%	11.9%
2014	15.6%	12.0%

Dutch DVD/Blu Ray sales ¹	units	turnover
2008	957,094	10,204,574
2009	991,847	9,412,349
2010	1,004,610	9,276,468
2011	1,236,543	11,048,359
2012	962,915	7,837,941
2013	1,032,252	8,836,846
2014	879,751	6,741,371

6.2 DVD/BLU RAY MARKET SHARE OF DUTCH FEATURES AND DOCS IN 2014

15.6 % DVD/Blu Ray market share of Dutch films

Dutch DVD/Blu Ray sales dropped to a total of 879,751 units, a turnover of € 6,741,371 in 2014. Of the total market 15.6 % were Dutch film productions, which is double the market share in units compared to 2008.

Estimate covering 86% (DVD) and 95% (BluRay) of the Dutch market
1. Dutch features and docs

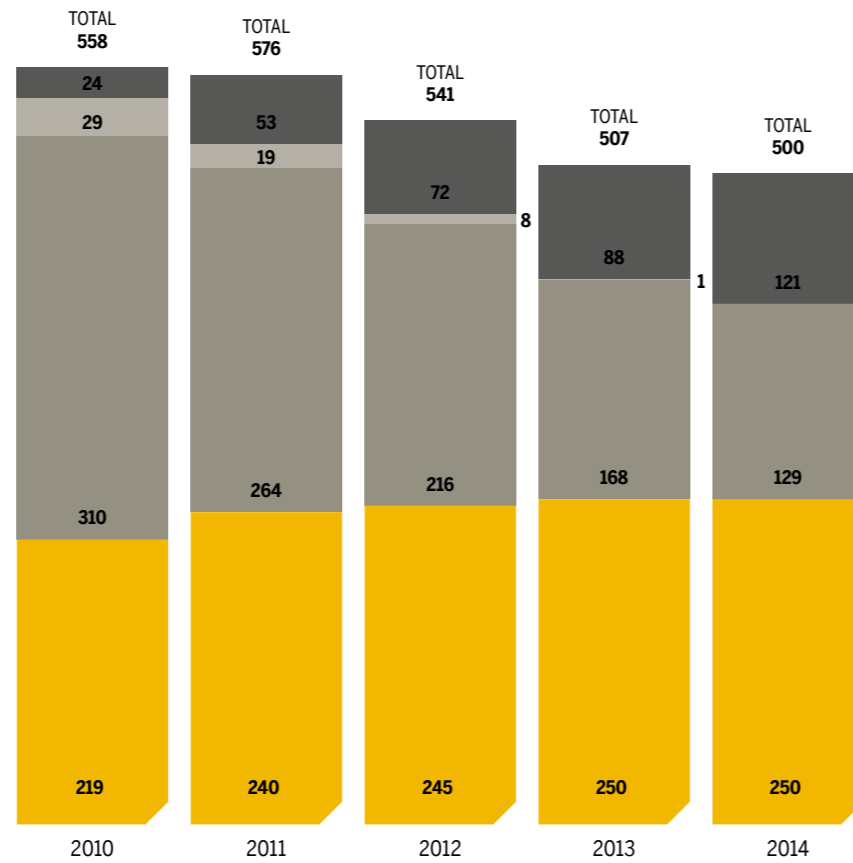
Source: GfK retail & Technology NL

6.3 BOX OFFICE VS DVD/BLU RAY SALES

Theatrical box-office remains stable at €250 million. DVD/BluRay turnover drops to €129 million and VOD threatens DVD/Blu Ray with €121 million

Total box office revenues for theatrical releases remained stable in 2014 at €250 million but a 27% increase in revenues for VOD resulted in a €121 million turnover compared to €88 million in 2013. The total value of DVD/Blu Ray sales dropped again this year by 23% to €129 million. Total turnover on the above platforms has been annually shrinking since 2011, reaching 500 million in 2014.

1. Source: NVB/NVF
2. NVPI Marktinformatie
3. Source: International Video Federation



REVENUES OF THE DUTCH MARKET IN EUR (M)

Total value VOD/PPV²
Total value of video rental of DVD/BLU-RAY³
Total value of sales of DVD/BLU-RAY²
Total GBO from theatrical release¹

6.4 VOD IN THE NETHERLANDS

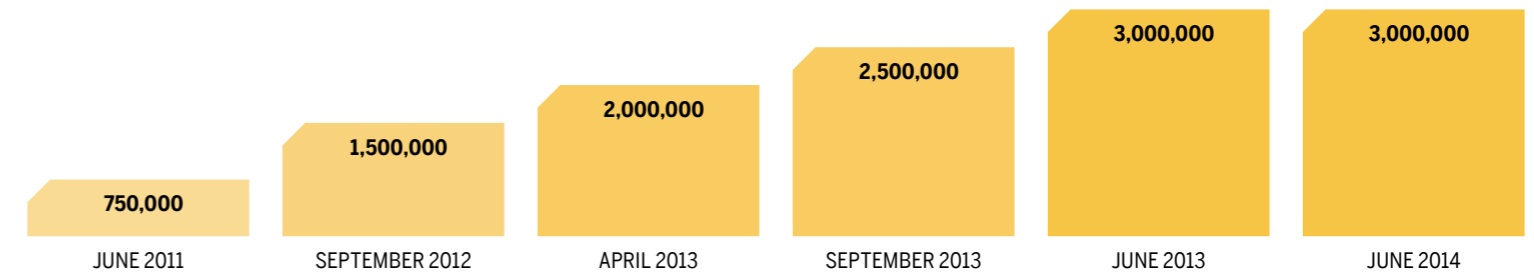
3 million households watch VOD

In 2014 3 million Dutch households (out of a total 7.5 million) watched Video on Demand services.

Note:
When publishing this publication no detailed performance of Dutch films was available. Unfortunately in 2014 none of the Dutch VOD providers reports on turnover, SVOD/TVOD ratio, top viewed titles or market share of Dutch titles on the different platforms.

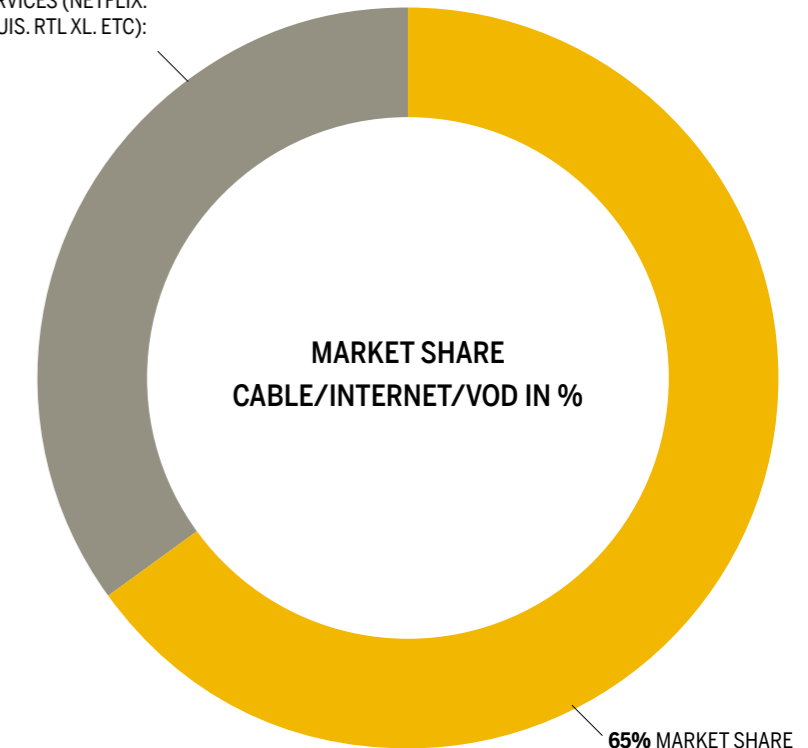
Source: Market Monitor VOD, European Audio Visual Observatory, CBS

DUTCH HOUSEHOLDS WATCHING VOD



VOD film top-10 2014	Country
1 Frozen	USA
2 Mannenharten	NL
3 Gravity	USA
4 Soof	NL
5 Escape plan	USA
6 We're the Millers	USA
7 Bros'before Ho's	NL
8 Turbo	USA
9 The Hobbit: the desolation of Smaug	USA/NZ
10 Depicable Me 2	USA

35% MARKETSHARE ONLINE VOD SERVICES (NETFLIX, PATHE THUIS, RTL XL, ETC):



65% MARKET SHARE CABLE/INTERNET PROVIDERS (ZIGGO, KPN, ETC):

7. TELEVISION

7.1 DUTCH FEATURES, SHORTS AND DOCUMENTARIES ON TV

43.5m viewers watch Dutch films on TV

The number of viewers watching Dutch feature films, single plays, shorts and Teledoc documentaries on public and commercial TV channels amounted to 43.5m in 2014. Both the films *Assepoester een modern Sprookje* and *Viper's Nest / Gooische Vrouwen* attracted TV audiences of over 1.5m people.

One Night Stand is a 50 minute single play
KORT! is a 10 minute short
Teledoc is a feature length documentary
Other shorts, tv drama and documentaries not included.

Source: NPO, RTL, SBS, Veronica, Film Fund/ CoBO.

Channel	Date	Title	Number of viewers 6+ x 1,000
Public broadcasters			
NPO 3	11-07-14	0605	60
NPO 2	12-09-14	170 Hz	122
NPO 2	02-11-14	The Wolf's Game/2/11 - het Spel van de Wolf	432
NPO 3	22-11-14	All Stars 2: Old Stars	352
NPO 1	26-12-14	The Family Way/Alles is Familie	1,510
NPO 3	29-11-14	Love is all/Alles is Liefde	523
NPO 3	13-12-14	Als je verliefd wordt	339
NPO 2	04-10-14	Amnesia	32
NPO 2	25-09-14	Anton	54
NPO 2	12-12-14	Arezo	43
NPO 3	23-07-14	Avondboot	133
NPO 3	23-12-14	Bellicher Cel de Film	315
NPO 3	21-04-14	Bende van Oss	425
NPO 3	20-06-14	Bolletjes Blues	24
NPO 2	02-01-14	Bonbonfabriek	39
NPO 2	05-12-14	It's all so Quiet/Boven is het Stil	88
NPO 3	04-05-14	Club van lelijke Kinderen	115
NPO 3	04-07-14	Coach	114
NPO 2	29-12-14	Dag Meneer De Vries	216
NPO 3	24-12-14	Daglicht	532
NPO 3	27-06-14	De Dominee	280
NPO 2	11-10-14	Drift	109
NPO 2	07-11-14	Duivelse Dilemma's	159
NPO 3	23-07-14	Eigenheimers	112
NPO 3	23-07-14	Eilandgasten	133
NPO 3	20-06-14	Ellis in Glamourland	428
NPO 2	01-10-14	Fernweh	58
NPO 3	13-06-14	First Mission	44
NPO 1	21-11-14	Flikken Maastricht Overloper	1,422
NPO 2	24-09-14	Gameboy	35
NPO 3	25-12-14	The Heineken Kidnapping/De Heineken Ontvoering	622
NPO 2	01-02-14	How to describe a Cloud	57
NPO 3	04-07-14	Ik omhels je met duizend Armen	70
NPO 2	04-10-14	In het Niets	134
NPO 3	07-07-14	Isabelle	253
NPO 2	31-12-14	Kantje Boord	287
NPO 2	19-12-14	Ketamine	72
NPO 1	08-06-14	Kink in de Kabel	127

NPO 3	30-06-14	Kom niet aan mijn Kinderen	240	Documentary teledoc
NPO 2	08-03-14	Langer Licht	81	
NPO 3	25-07-14	Leef	38	
NPO 3	01-07-14	Lek	103	
NPO 3	08-08-14	Lellebelle	92	
NPO 2	26-09-14	Levenslang en Gelukkig	38	
NPO 3	16-06-14	Liever Verliefd	280	
NPO 3	20-12-14	Loft	312	
NPO 2	06-09-14	Matterhorn	149	
NPO 2	03-10-14	Meisje en de Dood	120	
NPO 3	01-08-14	Nadine	74	
NPO 2	21-02-14	Nynke	209	
NPO 2	01-10-14	Onbeperkt	55	
NPO 1	22-06-14	Onderkoning	136	
NPO 2	02-10-14	Onno de Onwetende	44	
NPO 3	22-12-14	The Deflowering of Eva van End/De Ontmaagding van Eva van End	105	
NPO 2	10-01-14	Op Zee	224	One Night Stand
NPO 3	16-11-14	Phileine zegt Sorry	108	
NPO 3	04-01-14	Pizza Maffia	316	
NPO 2	20-09-14	The Polish Bride/De Poolse Bruid	313	
NPO 3	06-12-14	President	176	
NPO 3	28-12-14	Quiz	216	
NPO 2	03-01-14	Roffa	260	One Night Stand
NPO 2	17-01-14	Scooterdagen	164	One Night Stand
NPO 3	15-08-14	Sekjoeritie	44	
NPO 3	27-06-14	Skin	40	
NPO 2	24-09-14	Sleutelbewaarder	26	
NPO 2	24-01-14	Speelman	148	
NPO 2	22-06-14	Stand by Me	271	KORT!
NPO 2	19-06-14	Suiker	254	KORT!
NPO 2	02-05-14	Suskind	392	
NPO 3	27-12-14	Taped	348	
NPO 2	03-05-14	Twin Sisters/De Tweeling	359	
NPO 2	17-06-14	Uit Huis	171	KORT!
NPO 3	27-12-14	Valentino	551	
NPO 2	12-07-14	Verzet	223	
NPO 2	07-11-14	Een vlucht Regenwulpen	144	
NPO 2	05-12-14	Voor Emilia	116	One Night Stand
NPO 2	26-09-14	The Resurrection of a Bastard/De Wederopstanding van een Klootzak	87	
NPO 3	29-08-14	Wilde Mossels	57	
NPO 3	18-07-14	Win win	27	
NPO 3	23-07-14	Zadelpijn	78	
NPO 2	26-05-14	Liefde Seks Senior	461	Documentary teledoc
NPO 2	06-10-14	Adelborsten	240	
NPO 2	03-07-14	Nieuwe Helden	388	Documentary teledoc
NPO 3	11-06-14	6 tips om de beste Voetballer..	43	
NPO 3	24-12-14	Abeltje	138	
NPO 3	30-08-14	Cool Kids don't Cry/Achtste Groepers Huilen niet	229	
NPO 3	29-12-14	Afblijven	196	
NPO 3	02-03-14	Alles mag	95	
NPO 3	05-05-14	Arigato	16	
NPO 3	26-03-14	Bannebroeks got Talent	107	
NPO 3	30-11-14	Bennie Brat/Bennie Stout	360	
NPO 3	05-02-14	Blijf	64	
NPO 3	19-04-14	Bluebird	42	
NPO 3	27-07-14	Bon Voyage	111	
NPO 3	26-01-14	Bounty	97	
NPO 3	29-01-14	Bouwdorp	81	
NPO 3	11-06-14	Fidgety Bram/Brammetje Baas	75	
NPO 3	29-12-14	Brief voor de Koning	181	
NPO 3	09-06-14	Secret Letter/Briefgeheim	107	
NPO 3	12-01-14	Datsja	158	
NPO 3	07-12-14	Alfie the little Werewolf/Dolfje Weerwolfje	270	
NPO 3	28-06-14	Don	184	

Channel	Date	Title	Number of viewers 6+ x 1,000
Public broadcasters (continued)			
NPO 3	24-08-14	Dunya en Desie the Movie	152
NPO 3	10-03-14	Eten in het Park	1
NPO 3	20-07-14	Floris	132
NPO 3	13-10-14	Foeksia de Miniheks /Fuchsia the mini Witch	124
NPO 3	28-12-14	Freeze	17
NPO 3	04-07-14	Fruit plukken	39
NPO 3	24-12-14	Geheim	208
NPO 3	16-08-14	Go Daan go	35
NPO 3	27-12-14	De Griezibus	170
NPO 3	22-12-14	Mike says Goodbye!/De Groeten van Mike!	207
NPO 3	12-04-14	Hoe overleef ik Mezelf	97
NPO 3	20-04-14	Eep!/lep!	123
NPO 3	11-06-14	In Oranje	56
NPO 3	17-05-14	Indiaan	60
NPO 3	01-01-14	Johnny Bakru	269
NPO 3	03-01-14	Jongen die dacht dat hij goed was zoals hij ...	205
NPO 3	12-03-14	Boys/Jongens	36
NPO 3	03-01-14	Kameleon 2	192
NPO 3	04-01-14	Kapitein Rob en het Geheim van Professor Lupa	135
NPO 3	08-06-14	Kauwboy	61
NPO 3	13-07-14	Kiezels en Stenen	25
NPO 3	07-11-14	Kijken met je Oren	35
NPO 3	19-02-14	Kikkerdril	124
NPO 3	23-08-14	Kikkerdril film	132
NPO 3	11-05-14	Knetter	164
NPO 3	28-12-14	To be King/Koning van Katoren	214
NPO 3	24-05-14	Krassen in het Tafelblad	73
NPO 3	22-01-14	Kris Kras	109
NPO 3	23-12-14	Kruimeltje/Little Crumb	199
NPO 3	30-12-14	Crusade in Jeans/Kruistocht in Spijkerbroek	166
NPO 3	01-01-14	Happily ever after/Lang & gelukkig	252
NPO 3	11-05-14	Lepel	122
NPO 3	31-12-14	Lover or Loser/Lover of Loser	217
NPO 3	14-12-14	Mister Twister/Mees kees	409
NPO 3	31-08-14	Mijn Avonturen door V. Swchwrn	89
NPO 3	24-09-14	Mijn kleine Broer is een Hondje	163
NPO 3	15-10-14	My Grandpa the Bankrobber/Mijn Opa de Bankrover	110
NPO 3	26-04-14	My Dad's a Detective/Mijn Vader is een Detective	77
NPO 3	08-11-14	My Dad's a Detective 2/Mijn Vader is een Detective 2	84
NPO 3	16-11-14	My Dad's a Detective 3/Mijn Vader is een Detective 3	216
NPO 2	29-06-14	Mimoun	200
NPO 3	17-02-14	Mina Moes	67
NPO 3	14-05-14	Minoes	125
NPO 3	19-01-14	Monsterlijk Toilet	125
NPO 3	10-05-14	Morrison krijgt een Zusje	107
NPO 3	04-01-14	Munya in mij	137
NPO 3	21-12-14	The Zigzag Kid/Nono. het Zigzag Kind	170
NPO 3	19-11-14	Het Paard van Sinterklaas	176
NPO 3	23-07-14	Paraplu	64
NPO 3	17-08-14	Taking Chances/Patatje Oorlog	164
NPO 3	18-02-14	Penny's Shadow	54
NPO 3	10-05-14	Picnic with Cake/Picknick met Taart	45
NPO 3	26-12-14	Pietje bell 2 de jacht op de tsarenkroon	296
NPO 3	25-12-14	Pietje bell de film	301
NPO 3	14-05-14	Pluk van de petteflet	96
NPO 3	22-06-14	Polleke	94
NPO 2	27-06-14	Pony Place	197
NPO 3	19-03-14	Rhubarb/Rabarber	67
NPO 3	05-01-14	Radeloos	186
NPO 3	15-01-14	Furious/Razend	120

NPO 3	02-01-14	Salam	192
NPO 3	17-12-14	Scheepsjongens van Bontekoe	164
NPO 3	02-01-14	De Schippers van de Kameleon	167
NPO 3	15-03-14	The Seven of Daran. The Battle of Pareo Rock	91
NPO 3	26-11-14	Het Sinterklaasjournaal: de meezing Moevie	152
NPO 3	04-05-14	Snuf de Hond in Oorlogstijd	193
NPO 3	28-04-14	Spangas on Survival/Spangas op Survival	84
NPO 3	12-02-14	De sterkste Man van Nederland	62
NPO 3	26-12-14	Stoelendans in de Sneeuw	17
NPO 1	01-09-14	Super gezonde Monsters	105
NPO 3	23-03-14	Sweet Love	45
NPO 3	05-03-14	Tim	28
NPO 3	29-04-14	Timboekoe	137
NPO 3	22-10-14	Tony 10	116
NPO 3	02-05-14	Vakantie in eigen Land	57
NPO 3	31-12-14	Vissticks	60
NPO 3	26-11-14	Waar is het Paard van Sinterklaas?	273
NPO 1	02-01-14	Waar is Shirly?	123
NPO 3	18-05-14	Wachten op Marissa	44
NPO 3	29-12-14	Woezel & Pip in de Tovertuin	14
Public broadcasters total			30,916

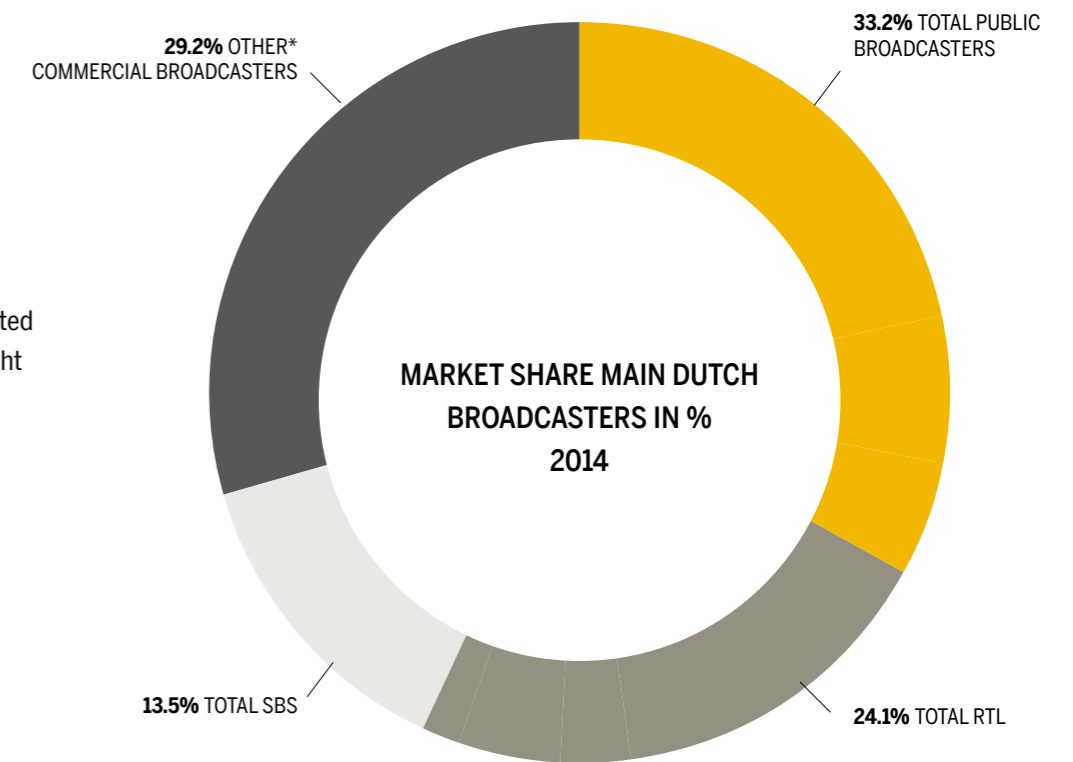
Channel	Date	Title	Number of viewers 6+ x 1,000
Commercial broadcasters			
Net 5	09-02-14	Snowfever	200
SBS 6	08-03-14	Chubby Drums/Dik Trom	619
Net 5	09-10-14	The Dinner Club/De Eetclub	284
RTL 4	01-01-14	Assepoester een modern Sprookje	2,050
RTL 4	02-01-14	Nova zembla	1,295
RTL 4	02-01-14	Assepoester: een modern Sprookje	550
RTL 4	09-01-14	Viper's Nest/Gooische Vrouwen	1,385
RTL 5	12-02-14	Stricken/Komt een Vrouw bij de Dokter	84
RTL 8	14-03-14	Moordwijven	276
RTL 5	12-06-14	The Happy Housewife/De gelukkige Huisvrouw	231
RTL 8	16-06-14	Costa	184
RTL 8	23-06-14	Zomerhitte	168
RTL 8	24-06-14	Volle Maan	265
RTL 8	01-07-14	Karakter	175
RTL 5	20-08-14	The Renovation/De Verbouwing	551
RTL 5	20-08-14	Moordwijven	218
RTL 7	10-09-14	Flodder in Amerika	324
RTL 7	11-09-14	Flodder 3	309
RTL 8	01-12-14	Ciske the Rat/Ciske de Rat	343
RTL 4	10-12-14	Viper's Nest/Gooische Vrouwen	1,596
RTL 8	15-12-14	Stricken/Komt een Vrouw bij de Dokter	125
RTL 4	23-12-14	Assepoester: een modern Sprookje	1,320
RTL 4	10-12-14	Viper's Nest/Gooische Vrouwen	1,596
RTL 8	15-12-14	Komt een vrouw bij de dokter	125
RTL 4	23-12-14	Assepoester een modern sprookje	1,320
Commercial broadcasters total			12,552
Total 2014			43,468

7.2 MARKET SHARE MAIN DUTCH BROADCASTERS IN %

Public broadcasters reach 33.2 % market share

The combined Public broadcasters attracted 33.2% of the Dutch viewers in 2014, a slight increase compared to 2013 with 32%. The remaining 66.8 % is covered by the commercial broadcasters, RTL and SBS being the largest players.

Source: Kijkonderzoek 2014, measured over the full day
* Main players Be Viacom, Discovery Networks and Fox international channels



	2014	2013
Public broadcasters		
NPO1	21.7%	18.9%
NPO2	6.3%	6.4%
NPO3	5.2%	6.6%
Total public broadcasters	33.2%	32%
Commercial broadcasters		
RTL4	14.6%	14.9%
RTL5	3.1%	3.2%
RTL7	4.3%	4.7%
RTL8	1.9%	1.8%
Total RTL	24.1%	24.7%
SBS6	7.2%	7.3%
Net5	3.2%	3.6%
Veronica	3.1%	3.1%
Total SBS	13.5%	14%
Other* commercial broadcasters	29.2%	29.3%



COLOPHON

This publication contains an overview of the main facts and figures on the production, distribution and exhibition of movies in 2014 in the Netherlands. It is published annually by the Netherlands Film Fund **Compilation** The Netherlands Film Fund (Doreen Boonekamp, Jonathan Mees and Maarten Wijdenes) **Sources** The Netherlands Film Fund, Netherlands Cinema Exhibitors (NVB), Netherlands Cinema Distributors (NVF), Coproduction Fund Domestic Broadcasters (CoBO), Dutch Cultural Media Fund (Media Fund), Ministry of Education, Culture and Science (OCW), European Audiovisual Observatory (EAO), Netherlands Federation of Producers and Importers of Image and Sound Carriers (NVPI), Central Bureau for Statistics (CBS), Dutch Audience Research Foundation (Stichting Kijkonderzoek), Foundation for Film research, (Stichting Filmonderzoek) International Union of Cinemas (UNIC), Cinecenter, Danish Film Institute, Flanders Audiovisual Fund (VAF), IFTA, GfK Retail, IVF, NPO, SBS, Veronica, RTL, VODNED, Marketmonitor Video on demand, Film1, Eye International **Design** WRAP the GAP **Printing** MediaLiason **Published** September 2015 **Cover still** *A Single Life* No rights can be derived from this publication © The Netherlands Film Fund 2015

KEY FIGURES OF THE NETHERLANDS



General Information

Population (2014 - June)	16,857,807
Government/ political organisation	Constitutional Monarchy
G.D.P. 2014 (billion \$) (Average per capita)	\$880.4 (\$ 52,249)
Regulatory body for media	Ministry of Education, Culture and Science

Production and financing

National funding (available budgets in € 2014)

Subsidies Arts department, Film Fund ¹	50,674,169
Subsidies Arts department, excluding Netherlands Film Fund ²	11,225,625
Subsidies Media department ³	10,370,668
Total government subsidy to cinema activities ⁴	72,270,462
Tuschinski Fund (private fund)	2,100,000

European funding (granted to Dutch films & projects in € 2014)

Total European (MEDIA) support ⁴ to Dutch film industry	4,796,679
--	-----------

Production (2014)

Production activity (million €)	133,3
Production support Eurimages (8 films) ⁵	1,963,000
European coproduction funding (excluding Eurimages) ⁵	5,558,979
European coproduction funding (foreign tax credit) ⁵	4,877,000

Releases

Total feature length films released (Dutch majority & minority)	362
Feature films released ⁶	52
-supported by Film Fund ⁷	47
Minority co-productions released or international premiere	12
-supported by Film Fund	12
Average cost of all domestic feature films (1000 €) excl. 5 lowbudget films	1,464
Average subsidy (1000 €) ⁷	474
Average audience Dutch feature	151,212
Feature length documentaries (Dutch majority & minority)	19
-supported by Netherlands Film Fund	17
Animation films premiered ⁸ 2014	8
Completed experimental films ⁸ 2014	22
Completed shorts KORT! ⁸ 2014	9

Dutch films internationally

Dutch features at the top international film festivals	44
Total screening of Dutch films at international film festivals	1,840
Prizes for Dutch features at international film festivals	88
Prizes for Dutch documentaries at international film festivals	36
Prizes for Dutch shorts at international film festivals	33
Prizes for Dutch animation at international film festivals	9
Prizes for persons at international film festivals	2

Distribution

Box office total	€ 250.1M
Admissions for Dutch films	6.4M
Local market share Dutch films (in admissions)	20.91%
Number of distributors	21
Number of films released	362
Market share 3 majors (admissions)	55.3%
Market share 21 independents (admissions)	44.7%

Exhibition

Number of cinemas (of which 117 film theaters)	265
Number of screens	859
-digital screens 2K/4K	100%
Number of seats (x1000)	129,900
Number of admissions per capita	1.8
Average ticket price (€)	8.11

DVD Blu Ray/VOD

Total value DVD Blu Ray sales in €	129M
Total value VOD in €	121M
Number of Dutch households watching VOD June 2014	3M

TV

Viewers of Dutch films on public and commercial TV	43.5M
--	-------

Dutch Film festivals

visitors top 8 Dutch film festivals	879,032
-------------------------------------	---------

- Subsidies according to the Cultuurnota, includes contribution Eurimages, the Netherlands Film Production Incentive and the Netherlands Film Commission.
- EYE, IDFA, IFFR, Netherlands Film Festival
- Contribution to TV film, feature films, feature length documentaries, talent schemes through Public Broadcasters, CoBO, Media Fund
- Creative Europe Desk Nederland

- See Chart 1.4
- Including co-productions. NVF/NVB and Netherlands Film Fund release figures may differ because of errors, counting of re-releases and releases by non-NVF/NVB members
- Netherlands Film Fund Supplementary Regulations + Film Fund: 7 films; Film Fund Supplementary Regulations only: 6 films; Film Fund only: 25 films
- Netherlands Film Fund subsidized projects only